

# **TRAINING CATALOG**

*(PROVIDER)*

## **Features:**

- ▶ Registration Tip Sheet
- ▶ NetLearning Information
- ▶ Training Vocabulary
- ▶ Curriculum Guides

# Table of Contents

## **WELCOME TO TRAINING ..... 5**

**TRAINING TERMS & DEFINITIONS ..... 6**

**TRAINING / GO-LIVE TIMELINE..... 9**

**REGISTERING FOR TRAINING IN NET LEARNING ..... 10**

**TRAINING SUPPORT ..... 13**

## **WHAT TRACK DO I FOLLOW? ..... 14**

**NON-RWJBH EMPLOYED PROVIDER WHO HAS PRIVILEGES AT RWJBH SOMERSET HOSPITAL..... 14**

**RWJBH EMPLOYED PROVIDER WHO DOES NOT HAVE PRIVILEGES AT RWJBH SOMERSET HOSPITAL ..... 15**

**RWJBH EMPLOYED PROVIDER WHO HAS PRIVILEGES AT RWJBH SOMERSET HOSPITAL ..... 16**

**RWJBH EMPLOYED INPATIENT PROVIDER WHO WORKS AT RWJBH SOMERSET HOSPITAL..... 17**

## **ALL PROVIDER TRAINING TRACKS ..... 18**

**AMBULATORY INTERNAL MEDICINE & FAMILY PRACTICE PROVIDER (OUTPATIENT)..... 19**

**BONE MARROW TRANSPLANT PROVIDER (INPATIENT) ..... 22**

**BONE MARROW TRANSPLANT PROVIDER (OUTPATIENT)..... 25**

**ANESTHESIOLOGIST ..... 28**

**BREAST IMAGING RADIOLOGIST (INPATIENT/ OUTPATIENT) ..... 30**

**CARDIOLOGY NON-INVASIVE INPATIENT PROVIDER (INPATIENT)..... 32**

**CARDIOLOGY INVASIVE INPATIENT PROVIDER (INPATIENT) ..... 35**

**CARDIOLOGY OUTPATIENT PROVIDER (RWJBH EMPLOYED) ..... 38**

**ED DIRECTOR (INPATIENT) ..... 41**

**ED PHYSICIAN ..... 43**

**ED SCRIBE..... 45**

**ENDOCRINOLOGIST (INPATIENT) ..... 47**

**GASTROENTEROLOGISTS (INPATIENT) ..... 49**

**GYNECOLOGIC ONCOLOGIST (INPATIENT) ..... 52**

**GYNECOLOGICAL ONCOLOGIST (OUTPATIENT)..... 55**

**INPATIENT PROVIDER..... 58**

**INTERVENTIONAL RADIOLOGIST (INPATIENT/ OUTPATIENT) ..... 61**

MEDICAL ONCOLOGIST-HEMATOLOGIST (INPATIENT) .....	63
MEDICAL ONCOLOGIST-HEMATOLOGIST (OUTPATIENT).....	66
MEDICAL STUDENT (INPATIENT).....	69
MEDICAL STUDENT (OUTPATIENT) .....	71
NEONATOLOGIST (INPATIENT).....	74
NON-INVASIVE RADIOLOGIST (INPATIENT/ OUTPATIENT).....	77
OBSTETRICIAN GYNCOLOGIST (INPATIENT) .....	79
OBSTETRICIAN GYNCOLOGIST (OUTPATIENT).....	82
ONCOLOGY PHARMACIST (INPATIENT) .....	85
ORTHOPEDIC PROVIDER (OUTPATIENT).....	87
PATHOLOGIST (INPATIENT).....	90
PEDIATRICIAN – (INPATIENT) .....	92
PEDIATRICIAN (OUTPATIENT) .....	95
PEDIATRICIAN CARDIOLOGIST – RWJBH EMPLOYED (OUTPATIENT) .....	98
PEDIATRICIAN ONCOLOGIST (INPATIENT).....	101
PEDIATRICIAN ONCOLOGIST (OUTPATIENT) .....	104
PHARMACIST EPIC COACH (INPATIENT) .....	107
PHARMACIST EPIC COACH (OUTPATIENT).....	108
PHARMACIST (INPATIENT) .....	109
PHARMACIST – RETAIL OUTPATIENT WITH INVENTORY .....	111
PHARMACIST – RETAIL OUTPATIENT WITHOUT INVENTORY .....	113
PHARMACY MANAGER (INPATIENT) .....	115
PHYSICIAN EPIC COACH (INPATIENT).....	118
PHYSICIAN EPIC COACH (OUTPATIENT) .....	119
RADIATION ONCOLOGIST (INPATIENT) .....	120
RADIATION ONCOLOGIST (OUTPATIENT).....	123
SOCIAL CARE .....	126
SPORTS MEDICINE (OUTPATIENT) .....	128
SURGICAL ONCOLOGIST (OUTPATIENT) .....	131
SURGICAL PROVIDER (INPATIENT).....	134
SURGICAL PROVIDER (OUTPATIENT) .....	137
TRANSPLANT PROVIDER .....	140
VASCULAR SURGICAL PROVIDER PERFORMING CASES IN OR & CATH LAB (INPATIENT) .....	142
<b>ADDITIONAL RESOURCES .....</b>	<b>145</b>
WEB BASED TRAINING ACTIVITIES.....	145



# WELCOME TO TRAINING

Welcome to training at **RWJBarnabas Health System** and the educational journey on which you are about to embark.

It is mandatory that all end users receive comprehensive training prior to receiving login rights. Education of end users is one of the most critical components to implementation success, and the **RWJBarnabas Health Training Team** has carefully structured each step to meet the needs of employees including: e-Learning lessons, instructor-led training, role-based practice exercises, knowledge assessments, and Super User at-the-elbow support. We are confident that our approach to training will provide the structured guidance needed for your success during Go Live.

It will be especially important that each employee take ownership of attending scheduled classes on time and as scheduled. Classes will be facilitated through a virtual platform, in which you will access at a dedicated Training Center.

All VILTs will start promptly. Attendance will be taken in all Virtual Instructor Led Classes and Labs. The doors to the Virtual Classes and Labs will be closed 15 minutes into the class. All End-users must be present at the end of class to receive their End User Proficiency Assessment

Please take a moment to read the Course Catalog and review specifics of the class/classes you will be registered to attend. Take special note of the recommended e-learning lessons to complete prior to attending your first class. E-learning lessons will be ready for viewing in **Net Learning (the RWJBarnabas Health Learning Management System)** prior to the start of instructor-led training.

We are committed to providing the tools and educational experience necessary to ease your transition to the new software. Thank you in advance for your commitment to the success of the Epic implementation at **RWJBarnabas Health.**

**Training Items in Navy Font = Does Not Require Registration**

**Training Items in Red Font = Requires Registration**



# TRAINING TERMS & DEFINITIONS

## CREDENTIALIALED TRAINER

The **Credentialed Trainer** is the individual who facilitates the Virtual Led Training to the End Users. The **Credentialed Trainer** is sometimes referred to as the “CT”.

## EPIC ENVIRONMENTS

Epic provides various host environments for RWJBarnabas Health to utilize throughout the Training, Go-Live, and Live Process. Some of these environments include:

- **PLY** = Playground. This environment is used for End Users to practice in after they have attended their VILT training.
- **PROD** = Production. This environment is what RWJBarnabas Health will use as the live environment in which we will conduct business in.
- **SUP** = Support. This environment will be used for Log-In-Labs and IS/Training Support.
- **TRN** = Training Environment. This is the environment that will be utilized in the VILT classes for hands-on exercise simulation.

## EPIC TOGETHER

**Epic Together** is what the Epic Implementation Project is referred to at RWJBarnabas Health.

## EUPA

End User Proficiency Assessment is an assessment given at the end of the **VILTs** in a Training Track.

*\* Training Tracks that have more than one VILT in the Track will include the EUPA in the 200 Level VILT.*

## GO-LIVE

**Go-Live** refers to the date that RWJBarnabas Health will begin conducting business in the **Epic Production Environment**.

## LAB

Time Dedicated to Training/Technical Support. There are various types of labs assigned throughout the Training Tracks. These labs include:

- **Content Specific Labs** = Labs that are designed for additional hands-on training. These are designed similar to a **VILT** with

instructor facilitated content, however, do not have a **EUPA** requirement.

- **Log-In-Labs** = This is a General Lab that all Non-Provider End Users will be required to attend. The Lab is designed to ensure that End Users can log-in to the Production Environment prior to Go-Live to ensure that they are able to Log-In.
- **Open Labs** = Labs that are designed to allow End Users extra practice time in the Training Environment with support from the Training Team present.
- **Training Registration Labs** = Labs that are designed to assist End-Users and Management with Training Registration for the course offerings.
- **User Setting Labs** = Labs for all Providers that are designed to assist them in setting-up specific user settings in their Epic Profile.

## LEARNING MANAGEMENT SYSTEM

The **Learning Management System** (sometimes referred to as the **LMS**) is a system utilized by RWJBarnabas Health to assign, track and report on training registration and completion. RWJBarnabas Health utilizes **Net Learning** as our LMS Platform.

## NET LEARNING

**Net Learning** is the **Learning Management System** that RWJBarnabas Health utilizes to assign, track and report on training registration and completion.

## PRINCIPAL TRAINER

The **Principal Trainer** is the individual who develops training curriculum, training environment and partners w/ operational leadership to determine who needs what training. The **Principal Trainer** is sometimes referred to as the “**PT**”.

## SERVICE NOW

**Service Now** refers to the ticketing system that you will utilize to enter any tickets relating to training questions and Epic IS related issues.

## SUPER USER

**Super User** refers to the End User that will receive additional training to serve as a Super User in Epic, in their department for Go-Live Support, Training Updates, and much more.

## STS

**Specialty Trainer for Specialists** = a Provider Trainer that has been credentialed to Train on Epic Workflows in their specific specialty.

## TRAINING CENTER

**Training Centers** are the physical facilities at RWJBarnabas Health in which the End User will attend **VILTs** and **LABs** at.

## TRAINING ENVIRONMENT

The Training Environment refers to the **Epic Training Environment** (also known as TRN).

## TRAINING TRACK

A Training Track is a packaged track of learning items (WBTs, VILTs, EUPAs, LABS) bundled together to create the Learning Track that End Users are assigned in the **Net Learning System**. Training Tracks are role based and correlate to the Epic Security Template that is assigned to the End User

## VILT

Virtual Instructor Led Training is the Training that is delivered through a virtual/simulated environment.

## WebEx

WebEx is the **Virtual Training Environment** that RWJBarnabas Health will be using to facilitate Virtual Training in preparation for the **Epic Go-Live**.

## WBT

Web Based Training assigned in the Training Tracks



# TRAINING / GO-LIVE TIMELINE

**Training Assigned in Net Learning**  
*October - November 2021*

**Provider Training**  
*November - February 2022*

**Provider User Settings Labs**  
*February - March 2022*

**GO-LIVE**  
*April 2, 2022*

# REGISTERING FOR TRAINING IN NET LEARNING

In order to gain access to the live Epic environment, all staff must complete the entire Epic Training Class that corresponds to their role. Prior to the **VILTs** and **LABs**, you will need to watch the prerequisite **WBTs** (eLearnings) that are listed in your Training Track. Below are the steps of how to watch the eLearning curriculum assigned to you in NetLearning.

In order to gain access to the live Epic environment all staff must attend the Epic Training Class/Classes appropriate for their role. Prior to attending **VILTs** and **LABs**, you will need to watch prerequisite **WBTs** (eLearnings) listed in your Training Track. This tip sheet will walk you through the steps of how to watch the **WBTs** (eLearning curriculum) assigned to you in NetLearning.

## Logging-In

1. Log in to <https://lms.healthcaresource.com/mynetlearning/Login.aspx?ID=66>
2. For RWJ Employees, use your Employee ID as your USER ID and your current NetManager password. For providers, use your email associated with RWJ as your USER ID and your current password.
3. Click **LOGIN**

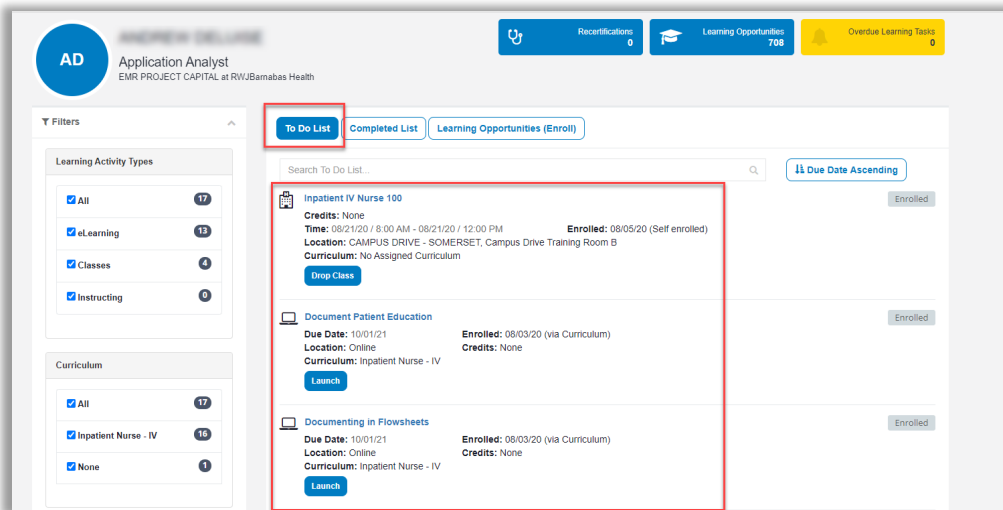
## The To-Do List

The **To-Do List** will show the class/classes (**VILTs**), eLearnings (**WBTs**), tests (**EUPAs**), etc. that the EHR Education team assigned. Please email the RWJBH Training Team if you feel any assignment is incorrect or missing: [RWJBH-EpicTraining@rwjbh.org](mailto:RWJBH-EpicTraining@rwjbh.org)

- **VILT** = Virtual Instructor Led Training. These courses contain either VILT and/or Parts (Part 1, Part 2, etc.) at the end of the title.
- **EUPA** = End User Proficiency Assessment. These assessments contain EUPA at the end of their title. *These cannot be taken until you have completed the necessary prerequisites.*
- **Lab** = Log in Lab / User Settings Lab / etc. These Labs are named in their title.
- **WBT** = Web Based Training. These eLearnings allow you to “Launch” their course at any time to complete.

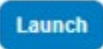
**VILTs** and **Labs** require classroom registration.  
*Labs will not appear for registration until you complete and pass your necessary EUPA(s) that you will take in the VILTs.*

After registering for class, you will see it appear at the top of your **To Do List**:

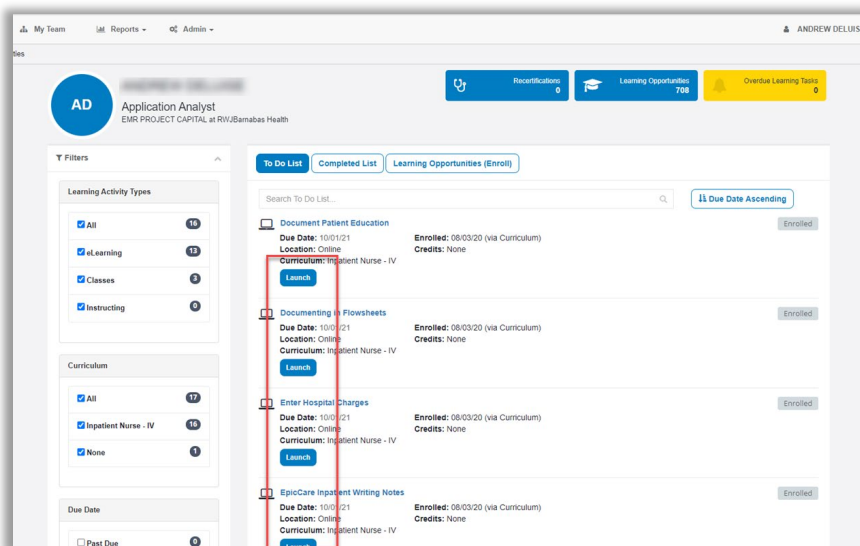


## Prerequisites

There are prerequisites built within each Training Track. We recommend that you complete your Training Track in the order that it is listed in the Catalog.



- Prerequisite **VILTs** and **LABs** will appear on your **To-Do List** as a “class” and will have a **BLUE** button labeled **“Select Class”**.



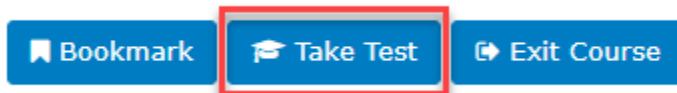
## Launching Assigned eLearnings/WBTs

1. Click **Launch**.

2. An eLearning will take you to a video or WBT. Simply click **Play** to play the **WBT**.



3. To take the assessment at the conclusion, click **Take Test** in the top right corner of the screen.



*Note that these are interactive. At the conclusion, an assessment will be required but it is built into it. This means that when you click **Exit Lesson** at the conclusion, you have completed the lesson and assessment.*

4. Repeat these same steps to complete all eLearnings/WBTs. Any completed training can be accessed via **Completed List** for review.
5. If you have optional WBTs on your catalogue, you may access them via **Learning Opportunities**. You can search by *title*, click the course title, and click **Enroll**. This will place them on your **To Do List**.

***If you have any issues, please contact [RWJBH-EpicTraining@rwjbh.org](mailto:RWJBH-EpicTraining@rwjbh.org)***

# TRAINING SUPPORT

## Training Support Hours

**Monday-Friday → 8:00 AM - 5:00 PM**



**(732)387-3371**

Monday - Friday: 8:00 AM - 5:00 PM



**RWJBH-EpicTraining@rwjbh.org**



**<https://epictogethernj.org/training/>**



**Service Now Ticketing System**

**<https://rwjbh.service-now.com/sp>**

# WHAT TRACK DO I FOLLOW?



I am a...

**NON-RWJBH EMPLOYED PROVIDER WHO HAS PRIVILEGES AT RWJBH SOMERSET HOSPITAL**

ANESTHESIOLOGIST	NEUROLOGIST (INPATIENT)
BREAST IMAGING RADIOLOGIST (INPATIENT/ OUTPATIENT)	NON-INVASIVE RADIOLOGIST (INPATIENT/ OUTPATIENT)
CARDIOLOGY NON-INVASIVE PROVIDER (NE)	OBSTETRICIAN GYNECOLOGIST (INPATIENT)
CARDIOLOGY INVASIVE PROVIDER (NE)	ONCOLOGY PHARMACIST (INPATIENT)
ED PHYSICIAN	PATHOLOGIST (INPATIENT)
ED SCRIBE	PEDIATRICIAN – (INPATIENT)
ENDOCRINOLOGIST (INPATIENT)	PHARMACIST (INPATIENT)
GASTROENTEROLOGISTS (INPATIENT)	PHARMACY MANAGER (INPATIENT)
GYNECOLOGIC ONCOLOGIST (INPATIENT)	PHARMACIST EPIC COACH (INPATIENT)
INTERNAL MEDICINE (INPATIENT)	PSYCHIATRIST (INPATIENT)
INTERVENTIONAL RADIOLOGIST (INPATIENT/ OUTPATIENT)	PHYSICIAN EPIC COACH (INPATIENT)
MEDICAL ONCOLOGIST-HEMATOLOGIST (INPATIENT)	PULMONOLOGIST (INPATIENT)
MEDICAL STUDENT (INPATIENT)	RADIATION ONCOLOGIST (INPATIENT)
NEONATOLOGIST (INPATIENT)	SURGICAL PROVIDER (INPATIENT)

CLICK ON THE TRACKS FOR A DETAILED VIEW OF AVAILABLE LEARNING OPPORTUNITIES

# WHAT TRACK DO I FOLLOW?

I am a...

**RWJBH EMPLOYED PROVIDER WHO DOES NOT HAVE PRIVILEGES AT  
RWJBH SOMERSET HOSPITAL**

BREAST IMAGING RADIOLOGIST (INPATIENT/ OUTPATIENT)	PEDIATRICIAN (OUTPATIENT)
CARDIOLOGY INVASIVE PROVIDER (RWJBH EMPLOYED)	PHARMACIST –MAIL ORDER WITH INVENTORY (OUTPATIENT)
CARDIOLOGY NON-INVASIVE PROVIDER (RWJBH EMPLOYED)	PHARMACIST – MAIL ORDER WITHOUT INVENTORY (OUTPATIENT)
DERMATOLOGY PROVIDER (OUTPATIENT)	PHARMACIST – RETAIL (OUTPATIENT)
GYNECOLOGICAL ONCOLOGIST (OUTPATIENT)	PHARMACY MANAGER – MAIL ORDER (OUTPATIENT)
INTERNIST – FAMILY MEDICINE (OUTPATIENT)	PHARMACY MANAGER – RETAIL (OUTPATIENT)
INTERVENTIONAL RADIOLOGIST (INPATIENT/ OUTPATIENT)	PHARMACIST EPIC COACH (OUTPATIENT)
MEDICAL STUDENT (OUTPATIENT)	PHYSICIAN EPIC COACH (OUTPATIENT)
MEDICAL ONCOLOGIST-HEMATOLOGIST (OUTPATIENT)	PSYCHIATRIST (OUTPATIENT/ PHP/IOP)
NON-INVASIVE RADIOLOGIST (INPATIENT/ OUTPATIENT)	RADIATION ONCOLOGIST (OUTPATIENT)
OBSTETRICIAN GYNECOLOGIST (OUTPATIENT)	SPORTS MEDICINE (OUTPATIENT)
ORTHOPEDIC PROVIDER (OUTPATIENT)	SURGICAL PROVIDER (OUTPATIENT)

CLICK ON THE TRACKS FOR A DETAILED VIEW OF AVAILABLE LEARNING OPPORTUNITIES

# WHAT TRACK DO I FOLLOW?

I am a...

**RWJBH EMPLOYED PROVIDER WHO HAS PRIVILEGES AT RWJBH SOMERSET HOSPITAL**

ANESTHESIOLOGIST	NEONATOLOGIST (INPATIENT) & PEDIATRICIAN (OUTPATIENT)
BREAST IMAGING RADIOLOGIST (INPATIENT/ OUTPATIENT)	NEUROLOGIST (INPATIENT) & one of the following: INTERNIST FAMILY MEDICINE (OUTPATIENT) -or - SURGICAL PROVIDER (OUTPATIENT)
CARDIOLOGY NON-INVASIVE PROVIDER (RWJBH EMPLOYED)	NON-INVASIVE RADIOLOGIST (INPATIENT/ OUTPATIENT)
CARDIOLOGY INVASIVE PROVIDER (RWJBH EMPLOYED)	OBSTETRICIAN GYNECOLOGIST (INPATIENT) & OBSTETRICIAN GYNECOLOGIST (OUTPATIENT)
ENDOCRINOLOGIST (INPATIENT) & INTERNIST FAMILY MEDICINE (OUTPATIENT)	ONCOLOGY PHARMACIST (INPATIENT)
GASTROENTEROLOGISTS (INPATIENT) & one of the following: INTERNIST FAMILY MEDICINE (OUTPATIENT) -or - SURGICAL PROVIDER (OUTPATIENT)	PEDIATRICIAN (INPATIENT) & PEDIATRICIAN (OUTPATIENT)
SURGICAL PROVIDER (INPATIENT) & SURGICAL PROVIDER (OUTPATIENT)	PSYCHIATRIST (INPATIENT) & PSYCHIATRIST (OUTPATIENT/ PHP/ IOP)
GYNECOLOGIC ONCOLOGIST (INPATIENT) & OBSTETRICIAN GYNECOLOGIST (OUTPATIENT)	PULMONOLOGIST (INPATIENT) & one of the following: INTERNIST FAMILY MEDICINE (OUTPATIENT) -or - SURGICAL PROVIDER (OUTPATIENT)
INTERNAL MEDICINE (INPATIENT) & INTERNIST FAMILY MEDICINE (OUTPATIENT)	PHARMACIST EPIC COACH (INPATIENT) -or - PHARMACIST EPIC COACH (OUTPATIENT)
INTERVENTIONAL RADIOLOGIST (INPATIENT/ OUTPATIENT)	PHYSICIAN EPIC COACH (INPATIENT) -or - PHYSICIAN EPIC COACH (OUTPATIENT)
MEDICAL ONCOLOGIST-HEMATOLOGIST (INPATIENT)	RADIATION ONCOLOGIST (INPATIENT) & RADIATION ONCOLOGIST (OUTPATIENT)
MEDICAL STUDENT (INPATIENT) & MEDICAL STUDENT (OUTPATIENT)	SURGICAL PROVIDER (INPATIENT) & SURGICAL PROVIDER (OUTPATIENT)

CLICK ON THE TRACKS FOR A DETAILED VIEW OF AVAILABLE LEARNING OPPORTUNITIES



# WHAT TRACK DO I FOLLOW?

I am a...

**RWJBH EMPLOYED INPATIENT PROVIDER WHO WORKS AT RWJBH SOMERSET HOSPITAL**

ANESTHESIOLOGIST	NEUROLOGIST (INPATIENT)
BREAST IMAGING RADIOLOGIST (INPATIENT/ OUTPATIENT)	NON-INVASIVE RADIOLOGIST (INPATIENT/ OUTPATIENT)
CARDIOLOGY NON-INVASIVE PROVIDER (RWJBH EMPLOYED)	OBSTETRICIAN GYNECOLOGIST (INPATIENT)
CARDIOLOGY INVASIVE PROVIDER (RWJBH EMPLOYED)	ONCOLOGY PHARMACIST (INPATIENT)
ED PHYSICIAN	PATHOLOGIST (INPATIENT)
ED SCRIBE	PEDIATRICIAN – (INPATIENT)
ENDOCRINOLOGIST (INPATIENT)	PHARMACIST (INPATIENT)
GASTROENTEROLOGISTS (INPATIENT)	PHARMACY MANAGER (INPATIENT)
GYNECOLOGIC ONCOLOGIST (INPATIENT)	PHARMACIST EPIC COACH (INPATIENT)
INTERNAL MEDICINE (INPATIENT)	PSYCHIATRIST (INPATIENT)
INTERVENTIONAL RADIOLOGIST (INPATIENT/ OUTPATIENT)	PHYSICIAN EPIC COACH (INPATIENT)
MEDICAL ONCOLOGIST-HEMATOLOGIST (INPATIENT)	PULMONOLOGIST (INPATIENT)
MEDICAL STUDENT (INPATIENT)	RADIATION ONCOLOGIST (INPATIENT)
NEONATOLOGIST (INPATIENT)	SURGICAL PROVIDER (INPATIENT)

*CLICK ON THE TRACKS FOR A DETAILED VIEW OF AVAILABLE LEARNING OPPORTUNITIES*

# ALL PROVIDER TRAINING TRACKS



# AMBULATORY INTERNAL MEDICINE & FAMILY PRACTICE PROVIDER (OUTPATIENT)

## **TRACK DESCRIPTION:**

*This VILT (Virtual Instructor Led Training) is designed for the Provider including physicians (MD,DO), Physicians Assistance (PA), Advanced Practice Nurse (APN), and Nurse Practitioner (NP). In this course the end user will be guided through several patient visits including standard office visit, express lane visit and procedure visit in Epic. The end user will learn about tools such as preference lists, favorites, smart sets and personalization to improve the speed and accuracy of documentation. The end user will also be instructed in use of the InBasket and Care Everywhere. Following the VILT the end user will complete a proficiency exam (EUPA) to gain access to the EMR.*

## **EXPECTED LEARNER:**

*Geriatrician (Outpatient), Neurologist (Outpatient), Physiatrist (PM&R) (Outpatient), Pulmonologist (Outpatient), Psychiatrist, Geneticist, Social Worker*

***Psychiatrist and Social Workers working at RWJPE and BHMG and RWJMS***

## REQUIRED TRAINING

**IMPORTANT NOTE:** Classes / Labs noted in **RED** are to be taken in the order they are listed here

- Epic EMR Success **WBT** – 14:00 Min
- Introduction to Epic Training **WBT** – 2:30 Min
- Overview of Hyperspace **WBT** – 12:00 Min
- Finding Patient Information **WBT** – 5:00 Min
- Overview of Writing Notes **WBT** – 9:30 Min
- Introduction to the Problem List **WBT** – 8:30 Min
- Introduction to Surgical Specialties **WBT** – 7:30 Mn
- Overview of In Basket **WBT** – 7:30 Min
- Office Visit Demonstration **WBT** – 8:00 Min
- Introduction to the Patient History **WBT** – 4:00 Min

Items Listed in Navy = No Registration Required

Items Listed in Red = Requires Registration

**WBT** = Web Based Training | **VILT** = Virtual Instructor Led Training | **LAB** = Hands-On Labs

- Wrapping Up a Visit **WBT** – 8:00 Min
- EpicCare Ambulatory: Writing Notes for Office Visits **WBT** – 10:00 Min
- EpicCare Ambulatory: Ordering in an Outpatient Context **WBT** – 9:00 Min
- Introduction to Communication Workflows **WBT** – 10:00 Min
- EpicCare Ambulatory: Documenting a Straightforward Visit with Express Lane **WBT** – 4:00 Min
  
- **Ambulatory Internal Medicine & Family Practice Provider (Outpatient) VILT – 5:00 Hours**
  
- Patient Engagement **WBT** – 2:30 Min
- Introduction to *Decision Support* **WBT** – 3:30 Min
- Introduction to Radar **WBT** – 6:00 Min
- Run and Manage Reports **WBT** – 7:00 Min
- In Basket: Handling Refill Requests **WBT** – 7:00 Min
- In Basket: Telephone Encounters **WBT** – 7:00 Min
- In Basket: Following up on Results Messages **WBT** – 6:00 Min
- Documenting Gender, Sex, and Sexual Orientation **WBT** – 5:00 Min
- Sex, Gender, and Clinical Decision Support **WBT** – 6:30 Min
  
- **EpicCare Ambulatory User Settings Lab – 3:30 Hours**
  
- It's Possible ... Epic Voice Assistance (Hey, Epic) **WBT** – 2:00 Min
- It's Possible ... Mobile – Patient Orientation **WBT** – 1:00 Min
- It's Possible ... Mobile In-Basket **WBT** – 1:00 Min
- It's Possible ... Mobile Media Capture **WBT** – 1:30 Min
- It's Possible ... Mobile Personalization **WBT** – 1:30 Min
- It's Possible ... Provider Finder **WBT** – 1:00 Min
- It's Possible ... Secure Chat **WBT** – 2:00 Min
- It's Possible ... Setting Availability in Secure Chat **WBT** – 1:30 Min
- It's Possible ... Video Visits **WBT** – 3:30 Min
- Activating Patients for MyChart **WBT** – 5:00 Min
- Granting Proxy Access to MyChart **WBT** – 3:30 Min
- Overview of MyChart **WBT** – 7:00 Min
- Telemedicine Provider Video Visit **Video**
- Telemedicine Video Visit (Full Demo) **Video**
- Mobile Tools for Surgeons **WBT** – 1:30 Min

Items Listed in Navy = No Registration Required

Items Listed in Red = Requires Registration

**WBT** = Web Based Training | **VILT** = Virtual Instructor Led Training | **LAB** = Hands-On Labs

- Top Ten Tips During Covid-19 **WBT** – 2:30 Min
- Customizing Patient Lists and the Schedule **WBT**- 1:00 Min
- It's Possible ... Dictate Later **WBT**- 1:00 Min
- It's Possible ... Getting Up to Speed from the Schedule **WBT** – 1:00 Min
- Using Patient Review Activities **WBT** – 2:30 Min
- Review Results **WBT** – 3:30 Min
- Review and Create Notes **WBT** – 3:30 Min
- Using Simple Dictation in Haiku **WBT** – 2:30 Min
- Ordering in Haiku on iOS and Canto **WBT** – 4:00 Min
- Communicating with Staff and Patients **WBT** – 9:00 Min
- Reviewing Orders-Related Messages **WBT** – 3:30 Min
- Using Patient Manager Activities **WBT** – 4:30 Min
  
- **Provider Technology Remote VILT** – 2:30 Hours
  
- File Professional Charges **WBT** – 4:00 Min
- Communicating via Telemedicine in Canto **WBT** – 4:00 Min

Items Listed in Navy = No Registration Required

Items Listed in Red = Requires Registration

**WBT** = Web Based Training | **VILT** = Virtual Instructor Led Training | **LAB** = Hands-On Labs

# BONE MARROW TRANSPLANT PROVIDER (INPATIENT)

## **TRACK DESCRIPTION:**

*In this track the employed Bone Marrow Transplant provider will receive the Inpatient Provider VILT. They will then attend the Beacon BMT Provider VILT which will include Cancer Staging, Applying Chemotherapy Regimens, Therapy Plans, Blood Orders, Treatment Plan Modifications, Survivorship and the BMT Feature Set.*

## **EXPECTED LEARNER:**

*Bone Marrow Transplant Provider (Outpatient)*

## REQUIRED TRAINING

**IMPORTANT NOTE:** Classes / Labs noted in **RED** are to be taken in the order they are listed here

- Epic EMR Success **WBT** – 14:00 Min
- Introduction to Epic Training **WBT** – 2:30 Min
- Overview of Hyperspace **WBT** – 12:00 Min
- Finding Patient Information **WBT** – 5:00 Min
- Overview of Writing Notes **WBT** – 9:30 Min
- Introduction to the Problem List **WBT** – 8:30 Min
- Overview of In Basket **WBT** – 7:30 Min
- EpicCare Inpatient: Finding Patient Information **WBT** – 6:00 Min
- EpicCare Inpatient: Problem List **WBT** – 4:00 Min
- EpicCare Inpatient: Writing Notes **WBT** – 3:00 Min
- Overview of Transfer Center for Physicians **WBT** – 4:00 Min
- EpicCare Inpatient: Medication Reconciliation **WBT** – 11:30 Min
- EpicCare Inpatient: Managing Orders **WBT** – 9:00 Min
- EpicCare Inpatient: Using In Basket **WBT** – 7:30 Min
- EpicCare Inpatient: Phases of Care **WBT** – 6:00 Min
- It's Possible ... Secure Chat **WBT** – 2:00 Min

Items Listed in Navy = No Registration Required

Items Listed in Red = Requires Registration

**WBT** = Web Based Training | **VILT** = Virtual Instructor Led Training | **LAB** = Hands-On Labs

- **Internist VILT – 4:30 Hours**
- It's Possible ... Care Everywhere **WBT – 1:30 Min**
- **Beacon BMT Provider VILT – 3:00 Hours**
- Patient Engagement **WBT – 2:30 Min**
- Introduction to *Decision Support* **WBT – 3:30 Min**
- Introduction to Radar **WBT – 6:00 Min**
- Run and Manage Reports **WBT – 7:00 Min**
- In Basket: Handling Refill Requests **WBT – 7:00 Min**
- In Basket: Telephone Encounters **WBT – 7:00 Min**
- In Basket: Following up on Results Messages **WBT – 6:00 Min**
- Documenting Gender, Sex, and Sexual Orientation **WBT – 5:00 Min**
- Sex, Gender, and Clinical Decision Support **WBT – 6:30 Min**
- **Oncology Provider User Settings Lab – 3:30 Hours**
- It's Possible ... Epic Voice Assistance (Hey, Epic) **WBT – 2:00 Min**
- It's Possible ... Mobile – Patient Orientation **WBT – 1:00 Min**
- It's Possible ... Mobile In-Basket **WBT – 1:00 Min**
- It's Possible ... Mobile Media Capture **WBT – 1:30 Min**
- It's Possible ... Mobile Personalization **WBT – 1:30 Min**
- It's Possible ... Provider Finder **WBT – 1:00 Min**
- It's Possible ... Secure Chat **WBT – 2:00 Min**
- It's Possible ... Setting Availability in Secure Chat **WBT – 1:30 Min**
- It's Possible ... Video Visits **WBT – 3:30 Min**
- Activating Patients for MyChart **WBT – 5:00 Min**
- Granting Proxy Access to MyChart **WBT – 3:30 Min**
- Overview of MyChart **WBT – 7:00 Min**
- Telemedicine Provider Video Visit **Video**
- Telemedicine Video Visit (Full Demo) **Video**
- Mobile Tools for Surgeons **WBT – 1:30 Min**
- Top Ten Tips During Covid-19 **WBT – 2:30 Min**
- Customizing Patient Lists and the Schedule **WBT- 1:00 Min**
- It's Possible ... Dictate Later **WBT- 1:00 Min**

Items Listed in Navy = No Registration Required

Items Listed in Red = Requires Registration

**WBT** = Web Based Training

**VILT** = Virtual Instructor Led Training

**LAB** = Hands-On Labs

- It's Possible ... Getting Up to Speed from the Schedule **WBT** – 1:00 Min
- Using Patient Review Activities **WBT** – 2:30 Min
- Review Results **WBT** – 3:30 Min
- Review and Create Notes **WBT** – 3:30 Min
- Using Simple Dictation in Haiku **WBT** – 2:30 Min
- Ordering in Haiku on iOS and Canto **WBT** – 4:00 Min
- Communicating with Staff and Patients **WBT** – 9:00 Min
- Reviewing Orders-Related Messages **WBT** – 3:30 Min
- Using Patient Manager Activities **WBT** – 4:30 Min

➤ **Provider Technology Remote VILT** – 2:30 Hours

- File Professional Charges **WBT** – 4:00 Min
- Communicating via Telemedicine in Canto **WBT** – 4:00 Min

Items Listed in Navy = No Registration Required

Items Listed in Red = Requires Registration

**WBT** = Web Based Training | **VILT** = Virtual Instructor Led Training | **LAB** = Hands-On Labs



# BONE MARROW TRANSPLANT PROVIDER (OUTPATIENT)

## **TRACK DESCRIPTION:**

*In this track the employed Bone Marrow Transplant provider will receive the Ambulatory Internal & Family Practice Provider VILT. They will then attend the Beacon BMT Provider VILT which will include Cancer Staging, Applying Chemotherapy Regimens, Therapy Plans, Blood Orders, Treatment Plan Modifications, Survivorship and the BMT Feature Set.*

## **EXPECTED LEARNER:**

*Bone Marrow Transplant Provider (Outpatient)*

## REQUIRED TRAINING

**IMPORTANT NOTE:** Classes / Labs noted in **RED** are to be taken in the order they are listed here

- *Epic EMR Success* **WBT** – 14:00 Min
- *Introduction to Epic Training* **WBT** – 2:30 Min
- *Overview of Hyperspace* **WBT** – 12:00 Min
- *Finding Patient Information* **WBT** – 5:00 Min
- *Overview of Writing Notes* **WBT** – 9:30 Min
- *Introduction to the Problem List* **WBT** – 8:30 Min
- *Introduction to Surgical Specialties* **WBT** – 7:30 Mn
- *Overview of In Basket* **WBT** – 7:30 Min
- *Office Visit Demonstration* **WBT** – 8:00 Min
- *Introduction to the Patient History* **WBT** – 4:00 Min
- *Wrapping Up a Visit* **WBT** – 8:00 Min
- *EpicCare Ambulatory: Writing Notes for Office Visits* **WBT** – 10:00 Min
- *EpicCare Ambulatory: Ordering in an Outpatient Context* **WBT** – 9:00 Min
- *Introduction to Communication Workflows* **WBT** – 10:00 Min
- *EpicCare Ambulatory: Documenting a Straightforward Visit with Express Lane* **WBT** – 4:00 Min

Items Listed in Navy = No Registration Required

Items Listed in Red = Requires Registration

**WBT** = Web Based Training | **VILT** = Virtual Instructor Led Training | **LAB** = Hands-On Labs

➤ **Ambulatory Internal & Family Practice Provider (Outpatient) VILT – 5:00 Hours**

- It's Possible ... Care Everywhere **WBT** – 1:30 Min

➤ **Beacon BMT Provider VILT – 3:00 Hours**

- Patient Engagement **WBT** – 2:30 Min
- Introduction to *Decision Support* **WBT** – 3:30 Min
- Introduction to Radar **WBT** – 6:00 Min
- Run and Manage Reports **WBT** – 7:00 Min
- In Basket: Handling Refill Requests **WBT** – 7:00 Min
- In Basket: Telephone Encounters **WBT** – 7:00 Min
- In Basket: Following up on Results Messages **WBT** – 6:00 Min
- Documenting Gender, Sex, and Sexual Orientation **WBT** – 5:00 Min
- Sex, Gender, and Clinical Decision Support **WBT** – 6:30 Min

➤ **Oncology Provider User Settings Lab – 3:30 Hours**

- It's Possible ... Epic Voice Assistance (Hey, Epic) **WBT** – 2:00 Min
- It's Possible ... Mobile – Patient Orientation **WBT** – 1:00 Min
- It's Possible ... Mobile In-Basket **WBT** – 1:00 Min
- It's Possible ... Mobile Media Capture **WBT** – 1:30 Min
- It's Possible ... Mobile Personalization **WBT** – 1:30 Min
- It's Possible ... Provider Finder **WBT** – 1:00 Min
- It's Possible ... Secure Chat **WBT** – 2:00 Min
- It's Possible ... Setting Availability in Secure Chat **WBT** – 1:30 Min
- It's Possible ... Video Visits **WBT** – 3:30 Min
- Activating Patients for MyChart **WBT** – 5:00 Min
- Granting Proxy Access to MyChart **WBT** – 3:30 Min
- Overview of MyChart **WBT** – 7:00 Min
- Telemedicine Provider Video Visit **Video**
- Telemedicine Video Visit (Full Demo) **Video**
- Mobile Tools for Surgeons **WBT** – 1:30 Min
- Top Ten Tips During Covid-19 **WBT** – 2:30 Min
- Customizing Patient Lists and the Schedule **WBT** – 1:00 Min

Items Listed in Navy = No Registration Required

Items Listed in Red = Requires Registration

**WBT** = Web Based Training | **VILT** = Virtual Instructor Led Training | **LAB** = Hands-On Labs

- It's Possible ... Dictate Later **WBT**- 1:00 Min
- It's Possible ... Getting Up to Speed from the Schedule **WBT** – 1:00 Min
- Using Patient Review Activities **WBT** – 2:30 Min
- Review Results **WBT** – 3:30 Min
- Review and Create Notes **WBT** – 3:30 Min
- Using Simple Dictation in Haiku **WBT** – 2:30 Min
- Ordering in Haiku on iOS and Canto **WBT** – 4:00 Min
- Communicating with Staff and Patients **WBT** – 9:00 Min
- Reviewing Orders-Related Messages **WBT** – 3:30 Min
- Using Patient Manager Activities **WBT** – 4:30 Min
  
- **Provider Technology Remote VILT** – 2:30 Hours
  
- File Professional Charges **WBT** – 4:00 Min
- Communicating via Telemedicine in Canto **WBT** – 4:00 Min

Items Listed in Navy = No Registration Required

Items Listed in Red = Requires Registration

**WBT** = Web Based Training | **VILT** = Virtual Instructor Led Training | **LAB** = Hands-On Labs

# ANESTHESIOLOGIST

## TRACK DESCRIPTION:

*This track is designed for the Provider who provides anesthesia services in an inpatient setting. This will include navigation and workflow in Hyperspace for the inpatient practitioner.*

## EXPECTED LEARNER:

*Anesthesiology Providers, PAT Nurse Practitioners, CRNA, 3<sup>rd</sup> and 4<sup>th</sup> Year Anesthesia Residents, Anesthesia Fellows*

## REQUIRED TRAINING

**IMPORTANT NOTE:** Classes / Labs noted in **RED** are to be taken in the order they are listed here

- Epic EMR Success **WBT** – 14:00 Min
- Introduction to Epic Training **WBT** – 2:30 Min
- Overview of Hyperspace **WBT** – 12:00 Min
- Finding Patient Information **WBT** – 5:00 Min
- Introduction to the Problem List **WBT** – 8:30 Min
- Overview of In Basket **WBT** – 7:30 Min
- EpicCare Inpatient: Finding Patient Information **WBT** – 6:00 Min
- Overview of Transfer Center for Physicians **WBT** – 4:00 Min
- EpicCare Inpatient: Managing Orders **WBT** – 9:00 Min
- EpicCare Inpatient: Phases of Care **WBT** – 6:00 Min
- Overview of the L&D Grease Board **WBT** – 3:30 Min
  
- **Anesthesiologist VILT – 5:00 Hours**
  
- Introduction to Decision Support **WBT** – 3:30 Min
- Introduction to Radar **WBT** – 6:00 Min
- Run and Manage Reports **WBT** – 7:00 Min
- Documenting Gender, Sex, and Sexual Orientation **WBT** – 5:00 Min
- Sex, Gender, and Clinical Decision Support **WBT** – 6:30 Min
  
- **Anesthesiologist Provider User Settings Lab – 2:00 Hours**

Items Listed in Navy = No Registration Required

Items Listed in Red = Requires Registration

**WBT** = Web Based Training | **VILT** = Virtual Instructor Led Training | **LAB** = Hands-On Labs

- It's Possible ... Epic Voice Assistance (Hey, Epic) **WBT** – 2:00 Min
- It's Possible ... Mobile – Patient Orientation **WBT** – 1:00 Min
- It's Possible ... Mobile In-Basket **WBT** – 1:00 Min
- It's Possible ... Mobile Media Capture **WBT** – 1:30 Min
- It's Possible ... Mobile Personalization **WBT** – 1:30 Min
- It's Possible ... Provider Finder **WBT** – 1:00 Min
- It's Possible ... Secure Chat **WBT** – 2:00 Min
- It's Possible ... Setting Availability in Secure Chat **WBT** – 1:30 Min
- It's Possible ... Video Visits **WBT** – 3:30 Min
- Activating Patients for MyChart **WBT** – 5:00 Min
- Granting Proxy Access to MyChart **WBT** – 3:30 Min
- Overview of MyChart **WBT** – 7:00 Min
- Telemedicine Provider Video Visit **Video**
- Telemedicine Video Visit (Full Demo) **Video**
- Mobile Tools for Surgeons **WBT** – 1:30 Min
- Top Ten Tips During Covid-19 **WBT** – 2:30 Min
- Customizing Patient Lists and the Schedule **WBT** – 1:00 Min
- It's Possible ... Dictate Later **WBT** – 1:00 Min
- It's Possible ... Getting Up to Speed from the Schedule **WBT** – 1:00 Min
- Using Patient Review Activities **WBT** – 2:30 Min
- Review Results **WBT** – 3:30 Min
- Review and Create Notes **WBT** – 3:30 Min
- Using Simple Dictation in Haiku **WBT** – 2:30 Min
- Ordering in Haiku on iOS and Canto **WBT** – 4:00 Min
- Communicating with Staff and Patients **WBT** – 9:00 Min
- Reviewing Orders-Related Messages **WBT** – 3:30 Min
- Using Patient Manager Activities **WBT** – 4:30 Min
  
- **Provider Technology Remote VILT** – 2:30 Hours
  
- File Professional Charges **WBT** – 4:00 Min
- Communicating via Telemedicine in Canto **WBT** – 4:00 Min

Items Listed in Navy = No Registration Required

Items Listed in Red = Requires Registration

**WBT** = Web Based Training | **VILT** = Virtual Instructor Led Training | **LAB** = Hands-On Labs

# BREAST IMAGING RADIOLOGIST (INPATIENT/OUTPATIENT)

## **TRACK DESCRIPTION:**

*In this course you will learn how to review the chart, result a study, review resident results, place orders, addend a study, and review MQSA statistics.*

## **EXPECTED LEARNER:**

*Breast Imaging Radiologist*

## REQUIRED TRAINING

**IMPORTANT NOTE:** Classes / Labs noted in **RED** are to be taken in the order they are listed here

- Epic EMR Success **WBT** – 14:00 Min
- Introduction to Epic Training **WBT** – 2:30 Min
- Overview of Hyperspace **WBT** – 12:00 Min
- Finding Patient Information **WBT** – 5:00 Min
- Overview of In Basket **WBT** – 7:30 Min
- Overview of Transfer Center for Physicians **WBT** – 4:00 Min
- Overview of the Imaging Dashboard **WBT** – 2:30 Min
- It's Possible... Secure Chat **WBT** – 2:00 Min
- Patient Engagement **WBT** – 2:30 Min
- Introduction to Radar **WBT** – 6:00 Min
- Documenting Gender, Sex, and Sexual Orientation **WBT** – 5:00 Min
- Sex, Gender, and Clinical Decision Support **WBT** – 6:30 Min
- Overview of Writing Notes **WBT** – 9:30 Min
  
- **Breast Imaging Radiologist VILT – 3:30 Hours**
  
- Introduction to Decision Support **WBT** – 3:30 Min
- Run and Manage Reports **WBT** – 7:00 Min
  
- **Radiologist User Settings Lab – 3:30 Hours**

Items Listed in Navy = No Registration Required

Items Listed in Red = Requires Registration

**WBT** = Web Based Training

**VILT** = Virtual Instructor Led Training

**LAB** = Hands-On Labs

- It's Possible ... Epic Voice Assistance (Hey, Epic) **WBT** – 2:00 Min
- It's Possible ... Mobile – Patient Orientation **WBT** – 1:00 Min
- It's Possible ... Mobile In-Basket **WBT** – 1:00 Min
- It's Possible ... Mobile Media Capture **WBT** – 1:30 Min
- It's Possible ... Mobile Personalization **WBT** – 1:30 Min
- It's Possible ... Provider Finder **WBT** – 1:00 Min
- It's Possible ... Secure Chat **WBT** – 2:00 Min
- It's Possible ... Setting Availability in Secure Chat **WBT** – 1:30 Min
- It's Possible ... Video Visits **WBT** – 3:30 Min
- Activating Patients for MyChart **WBT** – 5:00 Min
- Granting Proxy Access to MyChart **WBT** – 3:30 Min
- Overview of MyChart **WBT** – 7:00 Min
- Telemedicine Provider Video Visit **Video**
- Telemedicine Video Visit (Full Demo) **Video**
- Mobile Tools for Surgeons **WBT** – 1:30 Min
- Top Ten Tips During Covid-19 **WBT** – 2:30 Min
- Customizing Patient Lists and the Schedule **WBT** – 1:00 Min
- It's Possible ... Dictate Later **WBT** – 1:00 Min
- It's Possible ... Getting Up to Speed from the Schedule **WBT** – 1:00 Min
- Using Patient Review Activities **WBT** – 2:30 Min
- Review Results **WBT** – 3:30 Min
- Review and Create Notes **WBT** – 3:30 Min
- Using Simple Dictation in Haiku **WBT** – 2:30 Min
- Ordering in Haiku on iOS and Canto **WBT** – 4:00 Min
- Communicating with Staff and Patients **WBT** – 9:00 Min
- Reviewing Orders-Related Messages **WBT** – 3:30 Min
- Using Patient Manager Activities **WBT** – 4:30 Min
  
- **Provider Technology Remote VILT** – 2:30 Hours
  
- File Professional Charges **WBT** – 4:00 Min
- Communicating via Telemedicine in Canto **WBT** – 4:00 Min

Items Listed in Navy = No Registration Required

Items Listed in Red = Requires Registration

**WBT** = Web Based Training | **VILT** = Virtual Instructor Led Training | **LAB** = Hands-On Labs

# CARDIOLOGY NON-INVASIVE INPATIENT PROVIDER (INPATIENT)

## **TRACK DESCRIPTION:**

*In this track, the End User will learn the Non-Invasive Cardiology provider inpatient workflows and functionality in Epic. Learners will use exercises to practice rounding, consulting, admitting, and understanding Non-Invasive Cardiology procedures and resulting within Epic.*

## **EXPECTED LEARNER:**

*Non-Invasive Cardiology Inpatient Provider*

## REQUIRED TRAINING

**IMPORTANT NOTE:** Classes / Labs noted in **RED** are to be taken in the order they are listed here

- *Epic EMR Success* **WBT** – 14:00 Min
- *Introduction to Epic Training* **WBT** – 2:30 Min
- *Overview of Hyperspace in the Inpatient Setting* **WBT** – 9:00 Min
- *Non-Invasive Cardiology Workflow Overview* **WBT** – 8:00 Min
- *Introduction to Surgical Specialties* **WBT** – 7:30 Min
- *Overview of Writing Notes* **WBT** – 9:30 Min
- *EpicCare Inpatient: Finding Patient Information* **WBT** – 6:00 Min
- *Overview of Transfer Center for Physicians* **WBT** – 4:00 Min
- *EpicCare Inpatient: Problem List* **WBT** – 4:00 Min
- *EpicCare Inpatient: Managing Orders* **WBT** – 9:00 Min
- *EpicCare Inpatient: Medication Reconciliation* **WBT** – 11:00 Min
- *EpicCare Inpatient: Phases of Care* **WBT** – 6:00 Min
- *EpicCare Inpatient: Using In Basket* **WBT** – 8:00 Min
  
- **Cardiology Non-Invasive Inpatient Provider VILT** – 4:00 Hours
  
- *Patient Engagement* **WBT** – 2:30 Min
- *Introduction to Decision Support* **WBT** – 3:30 Min
- *Introduction to Radar* **WBT** – 6:00 Min

Items Listed in Navy = No Registration Required

Items Listed in Red = Requires Registration

**WBT** = Web Based Training | **VILT** = Virtual Instructor Led Training | **LAB** = Hands-On Labs



- Run and Manage Reports **WBT** – 7:00 Min
- Documenting Gender, Sex, and Sexual Orientation **WBT** – 5:00 Min
- Sex, Gender, and Clinical Decision Support **WBT** – 6:30 Min
- **Cardiology Provider User Settings Lab** – 3:30 Hours
- It's Possible ... Epic Voice Assistance (Hey, Epic) **WBT** – 2:00 Min
- It's Possible ... Mobile – Patient Orientation **WBT** – 1:00 Min
- It's Possible ... Mobile In-Basket **WBT** – 1:00 Min
- It's Possible ... Mobile Media Capture **WBT** – 1:30 Min
- It's Possible ... Mobile Personalization **WBT** – 1:30 Min
- It's Possible ... Provider Finder **WBT** – 1:00 Min
- It's Possible ... Secure Chat **WBT** – 2:00 Min
- It's Possible ... Setting Availability in Secure Chat **WBT** – 1:30 Min
- It's Possible ... Video Visits **WBT** – 3:30 Min
- Activating Patients for MyChart **WBT** – 5:00 Min
- Granting Proxy Access to MyChart **WBT** – 3:30 Min
- Overview of MyChart **WBT** – 7:00 Min
- Telemedicine Provider Video Visit **Video**
- Telemedicine Video Visit (Full Demo) **Video**
- Mobile Tools for Surgeons **WBT** – 1:30 Min
- Top Ten Tips During Covid-19 **WBT** – 2:30 Min
- Customizing Patient Lists and the Schedule **WBT** – 1:00 Min
- It's Possible ... Dictate Later **WBT** – 1:00 Min
- It's Possible ... Getting Up to Speed from the Schedule **WBT** – 1:00 Min
- Using Patient Review Activities **WBT** – 2:30 Min
- Review Results **WBT** – 3:30 Min
- Review and Create Notes **WBT** – 3:30 Min
- Using Simple Dictation in Haiku **WBT** – 2:30 Min
- Ordering in Haiku on iOS and Canto **WBT** – 4:00 Min
- Communicating with Staff and Patients **WBT** – 9:00 Min
- Reviewing Orders-Related Messages **WBT** – 3:30 Min
- Using Patient Manager Activities **WBT** – 4:30 Min
- **Provider Technology Remote VILT** – 2:30 Hours

Items Listed in Navy = No Registration Required

Items Listed in Red = Requires Registration

**WBT** = Web Based Training | **VILT** = Virtual Instructor Led Training | **LAB** = Hands-On Labs

- File Professional Charges **WBT** – 4:00 Min
- Communicating via Telemedicine in Canto **WBT** – 4:00 Min

Items Listed in Navy = No Registration Required

Items Listed in Red = Requires Registration

**WBT** = Web Based Training | **VILT** = Virtual Instructor Led Training | **LAB** = Hands-On Labs

# CARDIOLOGY INVASIVE INPATIENT PROVIDER (INPATIENT)

## **TRACK DESCRIPTION:**

*In this track, the End User will learn the Invasive Cardiology provider inpatient workflows and functionality in Epic. Learners will use exercises to practice rounding, consulting, admitting, and understanding Invasive Cardiology procedures and resulting within Epic.*

## **EXPECTED LEARNER:**

*Invasive Cardiology Inpatient Provider*

## REQUIRED TRAINING

**IMPORTANT NOTE:** Classes / Labs noted in **RED** are to be taken in the order they are listed here

- *Epic EMR Success* **WBT** – 14:00 Min
- *Introduction to Epic Training* **WBT** – 2:30 Min
- *Overview of Hyperspace in the Inpatient Setting* **WBT** – 9:00 Min
- *Invasive Cardiology Workflow Overview* **WBT**- 13:30 Min
- *Introduction to Surgical Specialties* **WBT** – 7:30 Min
- *Overview of Writing Notes* **WBT** – 9:30 Min
- *EpicCare Inpatient: Finding Patient Information* **WBT** – 6:00 Min
- *Overview of Transfer Center for Physicians* **WBT** – 4:00 Min
- *EpicCare Inpatient: Problem List* **WBT** – 4:00 Min
- *EpicCare Inpatient: Managing Orders* **WBT** – 9:00 Min
- *EpicCare Inpatient: Medication Reconciliation* **WBT** – 11:00 Min
- *EpicCare Inpatient: Phases of Care* **WBT** – 6:00 Min
- *EpicCare Inpatient: Using In Basket* **WBT** – 8:00 Min
  
- **Cardiology Invasive Inpatient Provider** **VILT** – 4:00 Hours
  
- *Patient Engagement* **WBT** – 2:30 Min
- *Introduction to Decision Support* **WBT** – 3:30 Min

Items Listed in Navy = No Registration Required

Items Listed in Red = Requires Registration

**WBT** = Web Based Training | **VILT** = Virtual Instructor Led Training | **LAB** = Hands-On Labs

- Introduction to Radar **WBT** – 6:00 Min
- Run and Manage Reports **WBT** – 7:00 Min
- Documenting Gender, Sex, and Sexual Orientation **WBT** – 5:00 Min
- Sex, Gender, and Clinical Decision Support **WBT** – 6:30 Min
  
- **Cardiology Provider User Settings Lab** – 3:30 Hours
  
- It's Possible ... Epic Voice Assistance (Hey, Epic) **WBT** – 2:00 Min
- It's Possible ... Mobile – Patient Orientation **WBT** – 1:00 Min
- It's Possible ... Mobile In-Basket **WBT** – 1:00 Min
- It's Possible ... Mobile Media Capture **WBT** – 1:30 Min
- It's Possible ... Mobile Personalization **WBT** – 1:30 Min
- It's Possible ... Provider Finder **WBT** – 1:00 Min
- It's Possible ... Secure Chat **WBT** – 2:00 Min
- It's Possible ... Setting Availability in Secure Chat **WBT** – 1:30 Min
- It's Possible ... Video Visits **WBT** – 3:30 Min
- Activating Patients for MyChart **WBT** – 5:00 Min
- Granting Proxy Access to MyChart **WBT** – 3:30 Min
- Overview of MyChart **WBT** – 7:00 Min
- Telemedicine Provider Video Visit **Video**
- Telemedicine Video Visit (Full Demo) **Video**
- Mobile Tools for Surgeons **WBT** – 1:30 Min
- Top Ten Tips During Covid-19 **WBT** – 2:30 Min
- Customizing Patient Lists and the Schedule **WBT** – 1:00 Min
- It's Possible ... Dictate Later **WBT** – 1:00 Min
- It's Possible ... Getting Up to Speed from the Schedule **WBT** – 1:00 Min
- Using Patient Review Activities **WBT** – 2:30 Min
- Review Results **WBT** – 3:30 Min
- Review and Create Notes **WBT** – 3:30 Min
- Using Simple Dictation in Haiku **WBT** – 2:30 Min
- Ordering in Haiku on iOS and Canto **WBT** – 4:00 Min
- Communicating with Staff and Patients **WBT** – 9:00 Min
- Reviewing Orders-Related Messages **WBT** – 3:30 Min
- Using Patient Manager Activities **WBT** – 4:30 Min
  
- **Provider Technology Remote VILT** – 2:30 Hours

Items Listed in Navy = No Registration Required

Items Listed in Red = Requires Registration

**WBT** = Web Based Training | **VILT** = Virtual Instructor Led Training | **LAB** = Hands-On Labs

- File Professional Charges **WBT** – 4:00 Min
- Communicating via Telemedicine in Canto **WBT** – 4:00 Min

Items Listed in Navy = No Registration Required

Items Listed in Red = Requires Registration

**WBT** = Web Based Training | **VILT** = Virtual Instructor Led Training | **LAB** = Hands-On Labs

# CARDIOLOGY OUTPATIENT PROVIDER (RWJBH EMPLOYED)

## TRACK DESCRIPTION:

*In this track, the End User will learn the RWJBH Employed Cardiology provider outpatient workflows and functionality in Epic. Learners will use exercises to practice office visits and understanding Non-Invasive Cardiology procedures performed in office within Epic.*

## EXPECTED LEARNER:

*RWJBH Employed Cardiologist Outpatient Provider*

## REQUIRED TRAINING

**IMPORTANT NOTE:** Classes / Labs noted in **RED** are to be taken in the order they are listed here

- *Epic EMR Success* **WBT** – 14:00 Min
- *Introduction to Epic Training* **WBT** – 2:30 Min
- *Overview of Hyperspace* **WBT** – 12:00 Min
- *Introduction to Surgical Specialties* **WBT** – 7:30 Min
- *Finding Patient Information* **WBT** – 5:00 Min
- *Office Visit Demonstration* **WBT** – 8:00 Min
- *EpicCare Inpatient: Problem List* **WBT** – 4:00 Min
- *Introduction to the Patient History* **WBT** – 4:00 Min
- *EpicCare Ambulatory: Writing Notes for Office Visits* **WBT** – 10:00 Min
- *EpicCare Ambulatory: Ordering in an Outpatient Context* **WBT** – 9:00 Min
- *Introduction to Communication Workflows* **WBT** – 10:00 Min
- *EpicCare Ambulatory: Documenting a Straightforward Visit with Express Lane* **WBT** – 4:00 Min
- *Wrapping Up a Visit* **WBT** – 8:00 Min
- *Overview of In Basket* **WBT** – 7:30 Min
  
- **Cardiology Outpatient Provider (RWJBH Employed) VILT** – 4:00 Hours
  
- *Patient Engagement* **WBT** – 2:30 Min
- *Introduction to Decision Support* **WBT** – 3:30 Min

Items Listed in Navy = No Registration Required

Items Listed in Red = Requires Registration

**WBT** = Web Based Training | **VILT** = Virtual Instructor Led Training | **LAB** = Hands-On Labs

- Introduction to Radar **WBT** – 6:00 Min
- Run and Manage Reports **WBT** – 7:00 Min
- In Basket: Following up on Results Messages **WBT** – 6:00 Min
- In Basket: Handling Refill Requests **WBT** – 7:00 Min
- In Basket: Telephone Encounters **WBT** – 7:00 Min
- Documenting Gender, Sex, and Sexual Orientation **WBT** – 5:00 Min
- Sex, Gender, and Clinical Decision Support **WBT** – 6:30 Min
  
- **Cardiology Provider User Settings Lab** – 3:30 Hours
  
- It's Possible ... Epic Voice Assistance (Hey, Epic) **WBT** – 2:00 Min
- It's Possible ... Mobile – Patient Orientation **WBT** – 1:00 Min
- It's Possible ... Mobile In-Basket **WBT** – 1:00 Min
- It's Possible ... Mobile Media Capture **WBT** – 1:30 Min
- It's Possible ... Mobile Personalization **WBT** – 1:30 Min
- It's Possible ... Provider Finder **WBT** – 1:00 Min
- It's Possible ... Secure Chat **WBT** – 2:00 Min
- It's Possible ... Setting Availability in Secure Chat **WBT** – 1:30 Min
- It's Possible ... Video Visits **WBT** – 3:30 Min
- Activating Patients for MyChart **WBT** – 5:00 Min
- Granting Proxy Access to MyChart **WBT** – 3:30 Min
- Overview of MyChart **WBT** – 7:00 Min
- Telemedicine Provider Video Visit **Video**
- Telemedicine Video Visit (Full Demo) **Video**
- Mobile Tools for Surgeons **WBT** – 1:30 Min
- Top Ten Tips During Covid-19 **WBT** – 2:30 Min
- Customizing Patient Lists and the Schedule **WBT** – 1:00 Min
- It's Possible ... Dictate Later **WBT** – 1:00 Min
- It's Possible ... Getting Up to Speed from the Schedule **WBT** – 1:00 Min
- Using Patient Review Activities **WBT** – 2:30 Min
- Review Results **WBT** – 3:30 Min
- Review and Create Notes **WBT** – 3:30 Min
- Using Simple Dictation in Haiku **WBT** – 2:30 Min
- Ordering in Haiku on iOS and Canto **WBT** – 4:00 Min
- Communicating with Staff and Patients **WBT** – 9:00 Min
- Reviewing Orders-Related Messages **WBT** – 3:30 Min

Items Listed in Navy = No Registration Required

Items Listed in Red = Requires Registration

**WBT** = Web Based Training | **VILT** = Virtual Instructor Led Training | **LAB** = Hands-On Labs

- Using Patient Manager Activities **WBT** – 4:30 Min
- **Provider Technology Remote VILT** – 2:30 Hours
- File Professional Charges **WBT** – 4:00 Min
- Communicating via Telemedicine in Canto **WBT** – 4:00 Min

Items Listed in Navy = No Registration Required

Items Listed in Red = Requires Registration

**WBT** = Web Based Training

**VILT** = Virtual Instructor Led Training

**LAB** = Hands-On Labs



# ED DIRECTOR (INPATIENT)

## **TRACK DESCRIPTION:**

*This learning track is designed for the ED Director. The End User will learn about ED Workflows in Epic and will get an overview of the reporting functionality. End Users will learn how to choose the right reporting tool, how to navigate dashboards, run reports, and create reports.*

## **EXPECTED LEARNER:**

*ED Physician*

## REQUIRED TRAINING

**IMPORTANT NOTE:** Classes / Labs noted in **RED** are to be taken in the order they are listed here

- Introduction to *Epic* Training **WBT** – 2:30 Min
- Overview of Hyperspace for ASAP Users **WBT** – 6:00 Min
- Overview of the ED Map **WBT** – 5:00 Min
- Signing in and Getting Up to Speed **WBT** – 6:30 Min
- Clinical Information Review **WBT** – 8:00 Min
- Placing Orders from the Quick List **WBT** - 3:00 Min
- Documenting a Patient Exam **WBT** – 8:30 Min
- Single-Screen Disposition **WBT** – 5:30 Min
- Overview of In Basket for ED Physicians **WBT** – 3:00 Min
  
- **ED Physician VILT – 6:00 Hours**
  
- Patient Engagement **WBT** – 2:30 Min
- Introduction to Radar **WBT** – 6:00 Min
- Run and Manage Reports **WBT** – 7:00 Min
- Documenting Gender, Sex, and Sexual Orientation **WBT** – 5:00 Min
  
- **ED Provider Settings Lab – 4:00 Hours**
  
- Telemedicine Provider Video Visit **Video**

Items Listed in Navy = No Registration Required

Items Listed in Red = Requires Registration

**WBT** = Web Based Training | **VILT** = Virtual Instructor Led Training | **LAB** = Hands-On Labs

- Telemedicine Video Visit (Full Demo) **Video**
- Mobile Tools for Surgeons **WBT** – 1:30 Min
- Top Ten Tips During Covid-19 **WBT** – 2:30 Min
- Customizing Patient Lists and the Schedule **WBT**- 1:00 Min
- It's Possible ... Dictate Later **WBT**- 1:00 Min
- It's Possible ... Getting Up to Speed from the Schedule **WBT** – 1:00 Min
- Using Patient Review Activities **WBT** – 2:30 Min
- Using Simple Dictation in Haiku **WBT** – 2:30 Min
- Ordering in Haiku on iOS and Canto **WBT** – 4:00 Min
- Communicating with Staff and Patients **WBT** – 9:00 Min
- Using Patient Manager Activities **WBT** – 4:30 Min
  
- **Provider Technology Remote VILT** – 2:30 Hours
  
- File Professional Charges **WBT** – 4:00 Min
- Communicating via Telemedicine in Canto **WBT** – 4:00 Min

## POST GO-LIVE TRAINING

- Overview of Reporting **WBT** – 4:00 Min
- Modifying the Search Criteria of a Report **WBT** – 9:00 Min
- 
- Create a New View of a Radar Dashboard **WBT** – 7:00 Min
- It's Possible... Secure Chat **WBT** – 2:00 Min
  
- **Reporting in Epic (POST GO-LIVE) VILT** – 4:30 Hours
- **Slicer Dicer LAB (Clinical)** – 1:00 Hour

Items Listed in Navy = No Registration Required

Items Listed in Red = Requires Registration

**WBT** = Web Based Training | **VILT** = Virtual Instructor Led Training | **LAB** = Hands-On Labs

# ED PHYSICIAN

## **TRACK DESCRIPTION:**

*This learning is for the ED Providers. End Users will learn about ED Workflows in Epic.*

## **EXPECTED LEARNER:**

*ED Physician*

## REQUIRED TRAINING

**IMPORTANT NOTE:** Classes / Labs noted in **RED** are to be taken in the order they are listed here

- Introduction to *Epic* Training **WBT** – 2:30 Min
- Overview of Hyperspace for ASAP Users **WBT** – 6:00 Min
- Overview of the ED Map **WBT** – 5:00 Min
- Signing in and Getting Up to Speed **WBT** – 6:30 Min
- Clinical Information Review **WBT** – 8:00 Min
- Placing Orders from the Quick List **WBT** - 3:00 Min
- Documenting a Patient Exam **WBT** – 8:30 Min
- Single-Screen Disposition **WBT** – 5:30 Min
- Overview of In Basket for ED Physicians **WBT** – 3:00 Min
  
- **ED Physician VILT – 6:00 Hours**
  
- Patient Engagement **WBT** – 2:30 Min
- Introduction to Radar **WBT** – 6:00 Min
- Run and Manage Reports **WBT** – 7:00 Min
- Documenting Gender, Sex, and Sexual Orientation **WBT** – 5:00 Min
  
- **ED Provider Settings Lab – 4:00 Hours**
  
- Telemedicine Provider Video Visit **Video**
- Telemedicine Video Visit (Full Demo) **Video**
- Mobile Tools for Surgeons **WBT** – 1:30 Min

Items Listed in Navy = No Registration Required

Items Listed in Red = Requires Registration

**WBT** = Web Based Training

**VILT** = Virtual Instructor Led Training

**LAB** = Hands-On Labs

- Top Ten Tips During Covid-19 **WBT** – 2:30 Min
- Customizing Patient Lists and the Schedule **WBT**- 1:00 Min
- It's Possible ... Dictate Later **WBT**- 1:00 Min
- It's Possible ... Getting Up to Speed from the Schedule **WBT** – 1:00 Min
- Using Patient Review Activities **WBT** – 2:30 Min
- Using Simple Dictation in Haiku **WBT** – 2:30 Min
- Ordering in Haiku on iOS and Canto **WBT** – 4:00 Min
- Communicating with Staff and Patients **WBT** – 9:00 Min
- Using Patient Manager Activities **WBT** – 4:30 Min
  
- **Provider Technology Remote VILT** – 2:30 Hours
  
- File Professional Charges **WBT** – 4:00 Min
- Communicating via Telemedicine in Canto **WBT** – 4:00 Min

Items Listed in Navy = No Registration Required

Items Listed in Red = Requires Registration

**WBT** = Web Based Training | **VILT** = Virtual Instructor Led Training | **LAB** = Hands-On Labs

# ED SCRIBE

## **TRACK DESCRIPTION:**

*This learning track is designed for the ED Scribes, in which they will learn ED workflows in Epic.*

## **EXPECTED LEARNER:**

*ED Scribe; ED Physicians Assistants; ED Nurse Practitioners*

## REQUIRED TRAINING

**IMPORTANT NOTE:** Classes / Labs noted in **RED** are to be taken in the order they are listed here

- Introduction to *Epic* Training **WBT** – 2:30 Min
- Overview of Hyperspace for ASAP Users **WBT** – 6:00 Min
- Overview of the ED Map **WBT** – 5:00 Min
- Signing in and Getting Up to Speed **WBT** – 6:30 Min
- Clinical Information Review **WBT** – 8:00 Min
- Placing Orders from the Quick List **WBT** - 3:00 Min
- Documenting a Patient Exam **WBT** – 8:30 Min
- Single-Screen Disposition **WBT** – 5:30 Min
- Overview of In Basket for ED Physicians **WBT** – 3:00 Min
  
- **ED Physician VILT – 6:00 Hours**
  
- Patient Engagement **WBT** – 2:30 Min
- Documenting Gender, Sex, and Sexual Orientation **WBT** – 5:00 Min
  
- **ED Provider Settings Lab – 4:00 Hours**
  
- Telemedicine Provider Video Visit **Video**
- Telemedicine Video Visit (Full Demo) **Video**
- Mobile Tools for Surgeons **WBT** – 1:30 Min
- Top Ten Tips During Covid-19 **WBT** – 2:30 Min

Items Listed in Navy = No Registration Required

Items Listed in Red = Requires Registration

**WBT** = Web Based Training | **VILT** = Virtual Instructor Led Training | **LAB** = Hands-On Labs

- Customizing Patient Lists and the Schedule **WBT**- 1:00 Min
- It's Possible ... Dictate Later **WBT**- 1:00 Min
- It's Possible ... Getting Up to Speed from the Schedule **WBT** – 1:00 Min
- Using Patient Review Activities **WBT** – 2:30 Min
- Using Simple Dictation in Haiku **WBT** – 2:30 Min
- Ordering in Haiku on iOS and Canto **WBT** – 4:00 Min
- Communicating with Staff and Patients **WBT** – 9:00 Min
- Using Patient Manager Activities **WBT** – 4:30 Min
  
- **Provider Technology Remote VILT** – 2:30 Hours
  
- File Professional Charges **WBT** – 4:00 Min
- Communicating via Telemedicine in Canto **WBT** – 4:00 Min

Items Listed in Navy = No Registration Required

Items Listed in Red = Requires Registration

**WBT** = Web Based Training | **VILT** = Virtual Instructor Led Training | **LAB** = Hands-On Labs

# ENDOCRINOLOGIST (INPATIENT)

## TRACK DESCRIPTION:

*In this learning track, the End User will be guided through the day in life of an Inpatient Endocrinologist Provider. We will cover a variety of workflows such as Admission, Consults, Rounding, Transfers, Discharging, Placing Orders, Notes and Medication Reconciliation.*

## EXPECTED LEARNER:

Endocrinologist

## REQUIRED TRAINING

**IMPORTANT NOTE:** Classes / Labs noted in **RED** are to be taken in the order they are listed here

- Epic EMR Success **WBT** – 14:00 Min
- Introduction to Epic Training **WBT** – 2:30 Min
- Overview of Hyperspace **WBT** – 12:00 Min
- Finding Patient Information **WBT** – 5:00 Min
- Overview of Writing Notes **WBT** – 9:30 Min
- Introduction to the Problem List **WBT** – 8:30 Min
- Overview of In Basket **WBT** – 7:30 Min
- EpicCare Inpatient: Finding Patient Information **WBT** – 6:00 Min
- EpicCare Inpatient: Problem List **WBT** – 4:00 Min
- EpicCare Inpatient: Writing Notes **WBT** – 3:00 Min
- Overview of Transfer Center for Physicians **WBT** – 4:00 Min
- EpicCare Inpatient: Managing Orders **WBT** – 9:00 Min
- EpicCare Inpatient: Using In Basket **WBT** – 7:30 Min
  
- **Internist VILT – 4:30 Hours**
  
- Patient Engagement **WBT** – 2:30 Min
- Introduction to Decision Support **WBT** – 3:30 Min
- Introduction to Radar **WBT** – 6:00 Min
- Run and Manage Reports **WBT** – 7:00 Min
- Documenting Gender, Sex, and Sexual Orientation **WBT** – 5:00 Min
- Sex, Gender, and Clinical Decision Support **WBT** – 6:30 Min

Items Listed in Navy = No Registration Required

Items Listed in Red = Requires Registration

**WBT** = Web Based Training | **VILT** = Virtual Instructor Led Training | **LAB** = Hands-On Labs

## ➤ EpicCare Inpatient Provider User Settings **Lab** – 3:30 Hours

- It's Possible ... Epic Voice Assistance (Hey, Epic) **WBT** – 2:00 Min
- It's Possible ... Mobile – Patient Orientation **WBT** – 1:00 Min
- It's Possible ... Mobile In-Basket **WBT** – 1:00 Min
- It's Possible ... Mobile Media Capture **WBT** – 1:30 Min
- It's Possible ... Mobile Personalization **WBT** – 1:30 Min
- It's Possible ... Provider Finder **WBT** – 1:00 Min
- It's Possible ... Secure Chat **WBT** – 2:00 Min
- It's Possible ... Setting Availability in Secure Chat **WBT** – 1:30 Min
- It's Possible ... Video Visits **WBT** – 3:30 Min
- Activating Patients for MyChart **WBT** – 5:00 Min
- Granting Proxy Access to MyChart **WBT** – 3:30 Min
- Overview of MyChart **WBT** – 7:00 Min
- Telemedicine Provider Video Visit **Video**
- Telemedicine Video Visit (Full Demo) **Video**
- Mobile Tools for Surgeons **WBT** – 1:30 Min
- Top Ten Tips During Covid-19 **WBT** – 2:30 Min
- Customizing Patient Lists and the Schedule **WBT** – 1:00 Min
- It's Possible ... Dictate Later **WBT** – 1:00 Min
- It's Possible ... Getting Up to Speed from the Schedule **WBT** – 1:00 Min
- Using Patient Review Activities **WBT** – 2:30 Min
- Review Results **WBT** – 3:30 Min
- Review and Create Notes **WBT** – 3:30 Min
- Using Simple Dictation in Haiku **WBT** – 2:30 Min
- Ordering in Haiku on iOS and Canto **WBT** – 4:00 Min
- Communicating with Staff and Patients **WBT** – 9:00 Min
- Reviewing Orders-Related Messages **WBT** – 3:30 Min
- Using Patient Manager Activities **WBT** – 4:30 Min

## ➤ Provider Technology **Remote VILT** – 2:30 Hours

- File Professional Charges **WBT** – 4:00 Min
- Communicating via Telemedicine in Canto **WBT** – 4:00 Min

Items Listed in Navy = No Registration Required

Items Listed in Red = Requires Registration

**WBT** = Web Based Training | **VILT** = Virtual Instructor Led Training | **LAB** = Hands-On Labs



# GASTROENTEROLOGISTS (INPATIENT)

## TRACK DESCRIPTION:

*In this learning track, the End User will be guided through the day in the life of an Inpatient Gastroenterology Provider. We will cover a variety of workflows including Admission, Requesting Endoscopy Procedures, Pre-Op / Post-Op documentation, Discharge, Transfer, Notes, Rounding, Placing Orders and Medication Reconciliation. Other topics include In Basket, Secure Chat & Care Everywhere.*

## EXPECTED LEARNER:

*Gastroenterologists (Inpatient)*

## REQUIRED TRAINING

**IMPORTANT NOTE:** Classes / Labs noted in **RED** are to be taken in the order they are listed here

- *Epic EMR Success* **WBT** – 14:00 Min
- *Introduction to Epic Training* **WBT** – 2:30 Min
- *Overview of Hyperspace* **WBT** – 12:00 Min
- *Finding Patient Information* **WBT** – 5:00 Min
- *Overview of Writing Notes* **WBT** – 9:30 Min
- *Introduction to the Problem List* **WBT** – 8:30 Min
- *Introduction to Surgical Specialties* **WBT** – 8:00 Min
- *Overview of In Basket* **WBT** – 7:30 Min
- *EpicCare Inpatient: Finding Patient Information* **WBT** – 6:00 Min
- *EpicCare Inpatient: Problem List* **WBT** – 4:00 Min
- *EpicCare Inpatient: Writing Notes* **WBT** – 3:00 Min
- *Overview of Transfer Center for Physicians* **WBT** – 4:00 Min
- *EpicCare Inpatient: Medication Reconciliation* **WBT** – 11:30 Min
- *EpicCare Inpatient: Managing Orders* **WBT** – 9:00 Min
- *EpicCare Inpatient: Using In Basket* **WBT** – 7:30 Min
- *EpicCare Inpatient: Phases of Care* **WBT** – 6:00 Min
- *It's Possible ... Secure Chat* **WBT** – 2:00 Min
  
- **Gastroenterologist VILT** – 4:30 Hours

Items Listed in Navy = No Registration Required

Items Listed in Red = Requires Registration

**WBT** = Web Based Training

**VILT** = Virtual Instructor Led Training

**LAB** = Hands-On Labs

- Patient Engagement **WBT** – 2:30 Min
- Introduction to *Decision Support* **WBT** – 3:30 Min
- Introduction to Radar **WBT** – 6:00 Min
- Run and Manage Reports **WBT** – 7:00 Min
- Documenting Gender, Sex, and Sexual Orientation **WBT** – 5:00 Min
- Sex, Gender, and Clinical Decision Support **WBT** – 6:30 Min
- **EpicCare Inpatient Provider User Settings Lab – 3:30 Hours**
- It's Possible ... Epic Voice Assistance (Hey, Epic) **WBT** – 2:00 Min
- It's Possible ... Mobile – Patient Orientation **WBT** – 1:00 Min
- It's Possible ... Mobile In-Basket **WBT** – 1:00 Min
- It's Possible ... Mobile Media Capture **WBT** – 1:30 Min
- It's Possible ... Mobile Personalization **WBT** – 1:30 Min
- It's Possible ... Provider Finder **WBT** – 1:00 Min
- It's Possible ... Secure Chat **WBT** – 2:00 Min
- It's Possible ... Setting Availability in Secure Chat **WBT** – 1:30 Min
- It's Possible ... Video Visits **WBT** – 3:30 Min
- Activating Patients for MyChart **WBT** – 5:00 Min
- Granting Proxy Access to MyChart **WBT** – 3:30 Min
- Overview of MyChart **WBT** – 7:00 Min
- Telemedicine Provider Video Visit **Video**
- Telemedicine Video Visit (Full Demo) **Video**
- Mobile Tools for Surgeons **WBT** – 1:30 Min
- Top Ten Tips During Covid-19 **WBT** – 2:30 Min
- Customizing Patient Lists and the Schedule **WBT** – 1:00 Min
- It's Possible ... Dictate Later **WBT** – 1:00 Min
- It's Possible ... Getting Up to Speed from the Schedule **WBT** – 1:00 Min
- Using Patient Review Activities **WBT** – 2:30 Min
- Review Results **WBT** – 3:30 Min
- Review and Create Notes **WBT** – 3:30 Min
- Using Simple Dictation in Haiku **WBT** – 2:30 Min
- Ordering in Haiku on iOS and Canto **WBT** – 4:00 Min
- Communicating with Staff and Patients **WBT** – 9:00 Min
- Reviewing Orders-Related Messages **WBT** – 3:30 Min
- Using Patient Manager Activities **WBT** – 4:30 Min

Items Listed in Navy = No Registration Required

Items Listed in Red = Requires Registration

**WBT** = Web Based Training | **VILT** = Virtual Instructor Led Training | **LAB** = Hands-On Labs

➤ **Provider Technology Remote VILT – 2:30 Hours**

➤ File Professional Charges **WBT** – 4:00 Min

➤ Communicating via Telemedicine in Canto **WBT** – 4:00 Min

Items Listed in Navy = No Registration Required

Items Listed in Red = Requires Registration

**WBT** = Web Based Training

**VILT** = Virtual Instructor Led Training

**LAB** = Hands-On Labs

# GYNECOLOGIC ONCOLOGIST (INPATIENT)

## TRACK DESCRIPTION:

*In this track the Gynecologic Oncologist who orders chemotherapy in the outpatient setting will receive either the Internist – Family Medicine Outpatient VILT or the EpicCare Surgical Provider VILT. They will then attend Beacon Gynecologic Oncologist training which will include Cancer Staging, Applying Chemotherapy Regimens, Therapy Plans, Blood Orders, Treatment Plan Modifications and Survivorship.*

## EXPECTED LEARNER:

*Gynecologic Oncologist*

## REQUIRED TRAINING

**IMPORTANT NOTE:** Classes / Labs noted in **RED** are to be taken in the order they are listed here

- *Epic EMR Success* **WBT** – 14:00 Min
- *Introduction to Epic Training* **WBT** – 2:30 Min
- *Overview of Hyperspace* **WBT** – 12:00 Min
- *Finding Patient Information* **WBT** – 5:00 Min
- *Overview of Writing Notes* **WBT** – 9:30 Min
- *Introduction to the Problem List* **WBT** – 8:30 Min
- *Introduction to Surgical Specialties* **WBT** – 8:00 Min
- *Overview of In Basket* **WBT** – 7:30 Min
- *EpicCare Inpatient: Finding Patient Information* **WBT** – 6:00 Min
- *EpicCare Inpatient: Problem List* **WBT** – 4:00 Min
- *EpicCare Inpatient: Writing Notes* **WBT** – 3:00 Min
- *Overview of Transfer Center for Physicians* **WBT** – 4:00 Min
- *EpicCare Inpatient: Medication Reconciliation* **WBT** – 11:30 Min
- *EpicCare Inpatient: Managing Orders* **WBT** – 9:00 Min
- *EpicCare Inpatient: Using In Basket* **WBT** – 7:30 Min
- *EpicCare Inpatient: Phases of Care* **WBT** – 6:00 Min
  
- **Surgical Provider (Inpatient) VILT – 4:30 Hours**
- **Gynecologic Oncologist VILT – 3:00 Hours**

Items Listed in Navy = No Registration Required

Items Listed in Red = Requires Registration

**WBT** = Web Based Training | **VILT** = Virtual Instructor Led Training | **LAB** = Hands-On Labs

- Patient Engagement **WBT** – 2:30 Min
- Introduction to *Decision Support* **WBT** – 3:30 Min
- Introduction to Radar **WBT** – 6:00 Min
- Run and Manage Reports **WBT** – 7:00 Min
- Documenting Gender, Sex, and Sexual Orientation **WBT** – 5:00 Min
- Sex, Gender, and Clinical Decision Support **WBT** – 6:30 Min
- **Oncology Provider User Settings Lab – 3:30 Hours**
- It's Possible ... Epic Voice Assistance (Hey, Epic) **WBT** – 2:00 Min
- It's Possible ... Mobile – Patient Orientation **WBT** – 1:00 Min
- It's Possible ... Mobile In-Basket **WBT** – 1:00 Min
- It's Possible ... Mobile Media Capture **WBT** – 1:30 Min
- It's Possible ... Mobile Personalization **WBT** – 1:30 Min
- It's Possible ... Provider Finder **WBT** – 1:00 Min
- It's Possible ... Secure Chat **WBT** – 2:00 Min
- It's Possible ... Setting Availability in Secure Chat **WBT** – 1:30 Min
- It's Possible ... Video Visits **WBT** – 3:30 Min
- Activating Patients for MyChart **WBT** – 5:00 Min
- Granting Proxy Access to MyChart **WBT** – 3:30 Min
- Overview of MyChart **WBT** – 7:00 Min
- Telemedicine Provider Video Visit **Video**
- Telemedicine Video Visit (Full Demo) **Video**
- Mobile Tools for Surgeons **WBT** – 1:30 Min
- Top Ten Tips During Covid-19 **WBT** – 2:30 Min
- Customizing Patient Lists and the Schedule **WBT** – 1:00 Min
- It's Possible ... Dictate Later **WBT** – 1:00 Min
- It's Possible ... Getting Up to Speed from the Schedule **WBT** – 1:00 Min
- Using Patient Review Activities **WBT** – 2:30 Min
- Review Results **WBT** – 3:30 Min
- Review and Create Notes **WBT** – 3:30 Min
- Using Simple Dictation in Haiku **WBT** – 2:30 Min
- Ordering in Haiku on iOS and Canto **WBT** – 4:00 Min
- Communicating with Staff and Patients **WBT** – 9:00 Min
- Reviewing Orders-Related Messages **WBT** – 3:30 Min
- Using Patient Manager Activities **WBT** – 4:30 Min

Items Listed in Navy = No Registration Required

Items Listed in Red = Requires Registration

**WBT** = Web Based Training | **VILT** = Virtual Instructor Led Training | **LAB** = Hands-On Labs

➤ **Provider Technology Remote VILT – 2:30 Hours**

➤ File Professional Charges **WBT** – 4:00 Min

➤ Communicating via Telemedicine in Canto **WBT** – 4:00 Min

Items Listed in Navy = No Registration Required

Items Listed in Red = Requires Registration

**WBT** = Web Based Training

**VILT** = Virtual Instructor Led Training

**LAB** = Hands-On Labs

# GYNECOLOGICAL ONCOLOGIST (OUTPATIENT)

## TRACK DESCRIPTION:

*In this track the Gynecologic Oncologist who orders chemotherapy in the outpatient setting will receive the EpicCare Surgical Provider VILT. They will then attend Beacon Gynecologic Oncologist training which will include Cancer Staging, Applying Chemotherapy Regimens, Therapy Plans, Blood Orders, Treatment Plan Modifications and Survivorship.*

## EXPECTED LEARNER:

*Gynecologic Oncologist*

## REQUIRED TRAINING

**IMPORTANT NOTE:** Classes / Labs noted in **RED** are to be taken in the order they are listed here

- Epic EMR Success **WBT** – 14:00 Min
- Introduction to Epic Training **WBT** – 2:30 Min
- Overview of Hyperspace **WBT** – 12:00 Min
- Finding Patient Information **WBT** – 5:00 Min
- Overview of Writing Notes **WBT** – 9:30 Min
- Introduction to the Problem List **WBT** – 8:30 Min
- Introduction to Surgical Specialties **WBT** – 7:30 Mn
- Overview of In Basket **WBT** – 7:30 Min
- Office Visit Demonstration **WBT** – 8:00 Min
- Introduction to the Patient History **WBT** – 4:00 Min
- Wrapping Up a Visit **WBT** – 8:00 Min
- EpicCare Ambulatory: Writing Notes for Office Visits **WBT** – 10:00 Min
- EpicCare Ambulatory: Ordering in an Outpatient Context **WBT** – 9:00 Min
- Introduction to Communication Workflows **WBT** – 10:00 Min
- EpicCare Ambulatory: Documenting a Straightforward Visit with Express Lane **WBT** – 4:00 Min
- **Surgical Provider (Outpatient) VILT – 6:00 Hours**
- It's Possible ... Care Everywhere **WBT** – 1:30 Min
- Overview of Beacon Treatment Plans **WBT** – 5:00 Min

Items Listed in Navy = No Registration Required

Items Listed in Red = Requires Registration

**WBT** = Web Based Training | **VILT** = Virtual Instructor Led Training | **LAB** = Hands-On Labs

- Overview of Cancer Staging **WBT** – 4:00 Min
- Overview of Therapy Plans **WBT** – 6:30 Min
- **Gynecological Oncologist VILT** – 3:00 Hours
- Patient Engagement **WBT** – 2:30 Min
- Introduction to *Decision Support* **WBT** – 3:30 Min
- Introduction to Radar **WBT** – 6:00 Min
- Run and Manage Reports **WBT** – 7:00 Min
- In Basket: Handling Refill Requests **WBT** – 7:00 Min
- In Basket: Telephone Encounters **WBT** – 7:00 Min
- In Basket: Following up on Results Messages **WBT** – 6:00 Min
- Documenting Gender, Sex, and Sexual Orientation **WBT** – 5:00 Min
- Sex, Gender, and Clinical Decision Support **WBT** – 6:30 Min
- **Oncology Provider User Settings Lab** – 3:30 Hours
- It's Possible ... Epic Voice Assistance (Hey, Epic) **WBT** – 2:00 Min
- It's Possible ... Mobile – Patient Orientation **WBT** – 1:00 Min
- It's Possible ... Mobile In-Basket **WBT** – 1:00 Min
- It's Possible ... Mobile Media Capture **WBT** – 1:30 Min
- It's Possible ... Mobile Personalization **WBT** – 1:30 Min
- It's Possible ... Provider Finder **WBT** – 1:00 Min
- It's Possible ... Secure Chat **WBT** – 2:00 Min
- It's Possible ... Setting Availability in Secure Chat **WBT** – 1:30 Min
- It's Possible ... Video Visits **WBT** – 3:30 Min
- Activating Patients for MyChart **WBT** – 5:00 Min
- Granting Proxy Access to MyChart **WBT** – 3:30 Min
- Overview of MyChart **WBT** – 7:00 Min
- Telemedicine Provider Video Visit **Video**
- Telemedicine Video Visit (Full Demo) **Video**
- Mobile Tools for Surgeons **WBT** – 1:30 Min
- Top Ten Tips During Covid-19 **WBT** – 2:30 Min
- Customizing Patient Lists and the Schedule **WBT** – 1:00 Min
- It's Possible ... Dictate Later **WBT** – 1:00 Min
- It's Possible ... Getting Up to Speed from the Schedule **WBT** – 1:00 Min

Items Listed in Navy = No Registration Required

Items Listed in Red = Requires Registration

**WBT** = Web Based Training | **VILT** = Virtual Instructor Led Training | **LAB** = Hands-On Labs



- Using Patient Review Activities **WBT** – 2:30 Min
- Review Results **WBT** – 3:30 Min
- Review and Create Notes **WBT** – 3:30 Min
- Using Simple Dictation in Haiku **WBT** – 2:30 Min
- Ordering in Haiku on iOS and Canto **WBT** – 4:00 Min
- Communicating with Staff and Patients **WBT** – 9:00 Min
- Reviewing Orders-Related Messages **WBT** – 3:30 Min
- Using Patient Manager Activities **WBT** – 4:30 Min
  
- **Provider Technology Remote VILT** – 2:30 Hours
  
- File Professional Charges **WBT** – 4:00 Min
- Communicating via Telemedicine in Canto **WBT** – 4:00 Min

Items Listed in Navy = No Registration Required

Items Listed in Red = Requires Registration

**WBT** = Web Based Training | **VILT** = Virtual Instructor Led Training | **LAB** = Hands-On Labs

# INPATIENT PROVIDER

## **TRACK DESCRIPTION:**

*In this learning track, the End User will be guided through the day in life of an Inpatient Internal Medicine Provider. We will cover a variety of workflows such as Admission, Rounding, Transfers, Discharging, Placing Orders, Notes and Medication Reconciliation.*

## **EXPECTED LEARNER:**

*Allergist, Family Medicine Provider, Geriatrician, Hospitalist (Internal Medicine), Infectious Disease Provider, Intensivist, Internist, Neurologist, Pulmonologist, Rheumatologist, Psychiatrist (PM&R)*

## REQUIRED TRAINING

**IMPORTANT NOTE:** Classes / Labs noted in **RED** are to be taken in the order they are listed here

- *Epic EMR Success* **WBT** – 14:00 Min
- *Introduction to Epic Training* **WBT** – 2:30 Min
- *Overview of Hyperspace* **WBT** – 12:00 Min
- *Finding Patient Information* **WBT** – 5:00 Min
- *Overview of Writing Notes* **WBT** – 9:30 Min
- *Introduction to the Problem List* **WBT** – 8:30 Min
- *Overview of In Basket* **WBT** – 7:30 Min
- *EpicCare Inpatient: Finding Patient Information* **WBT** – 6:00 Min
- *EpicCare Inpatient: Problem List* **WBT** – 4:00 Min
- *EpicCare Inpatient: Writing Notes* **WBT** – 3:00 Min
- *Overview of Transfer Center for Physicians* **WBT** – 4:00 Min
- *EpicCare Inpatient: Medication Reconciliation* **WBT** – 11:30 Min
- *EpicCare Inpatient: Managing Orders* **WBT** – 9:00 Min
- *EpicCare Inpatient: Using In Basket* **WBT** – 7:30 Min
- *EpicCare Inpatient: Phases of Care* **WBT** – 6:00 Min
- *It's Possible ... Secure Chat* **WBT** – 2:00 Min
  
- **Internist VILT** – 4:30 Hours

Items Listed in Navy = No Registration Required

Items Listed in Red = Requires Registration

**WBT** = Web Based Training | **VILT** = Virtual Instructor Led Training | **LAB** = Hands-On Labs

- Patient Engagement **WBT** – 2:30 Min
- Introduction to *Decision Support* **WBT** – 3:30 Min
- Introduction to Radar **WBT** – 6:00 Min
- Run and Manage Reports **WBT** – 7:00 Min
- Documenting Gender, Sex, and Sexual Orientation **WBT** – 5:00 Min
- Sex, Gender, and Clinical Decision Support **WBT** – 6:30 Min
- **EpicCare Inpatient Provider User Settings Lab – 3:30 Hours**
- It's Possible ... Epic Voice Assistance (Hey, Epic) **WBT** – 2:00 Min
- It's Possible ... Mobile – Patient Orientation **WBT** – 1:00 Min
- It's Possible ... Mobile In-Basket **WBT** – 1:00 Min
- It's Possible ... Mobile Media Capture **WBT** – 1:30 Min
- It's Possible ... Mobile Personalization **WBT** – 1:30 Min
- It's Possible ... Provider Finder **WBT** – 1:00 Min
- It's Possible ... Secure Chat **WBT** – 2:00 Min
- It's Possible ... Setting Availability in Secure Chat **WBT** – 1:30 Min
- It's Possible ... Video Visits **WBT** – 3:30 Min
- Activating Patients for MyChart **WBT** – 5:00 Min
- Granting Proxy Access to MyChart **WBT** – 3:30 Min
- Overview of MyChart **WBT** – 7:00 Min
- Telemedicine Provider Video Visit **Video**
- Telemedicine Video Visit (Full Demo) **Video**
- Mobile Tools for Surgeons **WBT** – 1:30 Min
- Top Ten Tips During Covid-19 **WBT** – 2:30 Min
- Customizing Patient Lists and the Schedule **WBT** – 1:00 Min
- It's Possible ... Dictate Later **WBT** – 1:00 Min
- It's Possible ... Getting Up to Speed from the Schedule **WBT** – 1:00 Min
- Using Patient Review Activities **WBT** – 2:30 Min
- Review Results **WBT** – 3:30 Min
- Review and Create Notes **WBT** – 3:30 Min
- Using Simple Dictation in Haiku **WBT** – 2:30 Min
- Ordering in Haiku on iOS and Canto **WBT** – 4:00 Min
- Communicating with Staff and Patients **WBT** – 9:00 Min
- Reviewing Orders-Related Messages **WBT** – 3:30 Min
- Using Patient Manager Activities **WBT** – 4:30 Min

Items Listed in Navy = No Registration Required

Items Listed in Red = Requires Registration

**WBT** = Web Based Training | **VILT** = Virtual Instructor Led Training | **LAB** = Hands-On Labs

➤ **Provider Technology Remote VILT – 2:30 Hours**

➤ File Professional Charges **WBT** – 4:00 Min

➤ Communicating via Telemedicine in Canto **WBT** – 4:00 Min

Items Listed in Navy = No Registration Required

Items Listed in Red = Requires Registration

**WBT** = Web Based Training | **VILT** = Virtual Instructor Led Training | **LAB** = Hands-On Labs

# INTERVENTIONAL RADIOLOGIST (INPATIENT/OUTPATIENT)

## **TRACK DESCRIPTION:**

*In this course you will learn how to complete consults, prepare for invasive exams, write notes, place orders, and review and addend studies. You'll also review In Basket and see how to follow up on common messages.*

## **EXPECTED LEARNER:**

*Interventional Radiologist (PACS)*

## REQUIRED TRAINING

**IMPORTANT NOTE:** Classes / Labs noted in **RED** are to be taken in the order they are listed here

- Epic EMR Success **WBT** – 14:00 Min
- Introduction to Epic Training **WBT** – 2:30 Min
- Overview of Hyperspace **WBT** – 12:00 Min
- Finding Patient Information **WBT** – 5:00 Min
- Overview of Writing Notes **WBT** – 9:30 Min
- Overview of In Basket **WBT** – 7:30 Min
- Overview of Transfer Center for Physicians **WBT** – 4:00 Min
- EpicCare Inpatient: Managing Orders **WBT** – 9:00 Min
- It's Possible... Secure Chat **WBT** – 2:00 Min
  
- **Interventional Radiologist VILT** – 3:30 Hours
  
- Patient Engagement **WBT** – 2:30 Min
- Introduction to Decision Support **WBT** – 3:30 Min
- Introduction to Radar **WBT** – 6:00 Min
- Run and Manage Reports **WBT** – 7:00 Min
- Documenting Gender, Sex, and Sexual Orientation **WBT** – 5:00 Min
- Sex, Gender, and Clinical Decision Support **WBT** – 6:30 Min
  
- **Radiologist User Settings LAB** – 3:30 Hours

Items Listed in Navy = No Registration Required

Items Listed in Red = Requires Registration

**WBT** = Web Based Training

**VILT** = Virtual Instructor Led Training

**LAB** = Hands-On Labs

- It's Possible ... Epic Voice Assistance (Hey, Epic) **WBT** – 2:00 Min
- It's Possible ... Mobile – Patient Orientation **WBT** – 1:00 Min
- It's Possible ... Mobile In-Basket **WBT** – 1:00 Min
- It's Possible ... Mobile Media Capture **WBT** – 1:30 Min
- It's Possible ... Mobile Personalization **WBT** – 1:30 Min
- It's Possible ... Provider Finder **WBT** – 1:00 Min
- It's Possible ... Secure Chat **WBT** – 2:00 Min
- It's Possible ... Setting Availability in Secure Chat **WBT** – 1:30 Min
- It's Possible ... Video Visits **WBT** – 3:30 Min
- Activating Patients for MyChart **WBT** – 5:00 Min
- Granting Proxy Access to MyChart **WBT** – 3:30 Min
- Overview of MyChart **WBT** – 7:00 Min
- Telemedicine Provider Video Visit **Video**
- Telemedicine Video Visit (Full Demo) **Video**
- Mobile Tools for Surgeons **WBT** – 1:30 Min
- Top Ten Tips During Covid-19 **WBT** – 2:30 Min
- Customizing Patient Lists and the Schedule **WBT** – 1:00 Min
- It's Possible ... Dictate Later **WBT** – 1:00 Min
- It's Possible ... Getting Up to Speed from the Schedule **WBT** – 1:00 Min
- Using Patient Review Activities **WBT** – 2:30 Min
- Review Results **WBT** – 3:30 Min
- Review and Create Notes **WBT** – 3:30 Min
- Using Simple Dictation in Haiku **WBT** – 2:30 Min
- Ordering in Haiku on iOS and Canto **WBT** – 4:00 Min
- Communicating with Staff and Patients **WBT** – 9:00 Min
- Reviewing Orders-Related Messages **WBT** – 3:30 Min
- Using Patient Manager Activities **WBT** – 4:30 Min
  
- **Provider Technology Remote VILT** – 2:30 Hours
  
- File Professional Charges **WBT** – 4:00 Min
- Communicating via Telemedicine in Canto **WBT** – 4:00 Min

Items Listed in Navy = No Registration Required

Items Listed in Red = Requires Registration

**WBT** = Web Based Training | **VILT** = Virtual Instructor Led Training | **LAB** = Hands-On Labs

# MEDICAL ONCOLOGIST-HEMATOLOGIST (INPATIENT)

## **TRACK DESCRIPTION:**

*In this track, the Medical Oncologist-Hematologist in the inpatient settings will receive training on Cancer staging, oncology histories and treatment summaries.*

## **EXPECTED LEARNER:**

*Medical Oncologist-Hematologist*

## REQUIRED TRAINING

**IMPORTANT NOTE:** Classes / Labs noted in **RED** are to be taken in the order they are listed here

- Epic EMR Success **WBT** – 14:00 Min
- Introduction to Epic Training **WBT** – 2:30 Min
- Overview of Hyperspace **WBT** – 12:00 Min
- Finding Patient Information **WBT** – 5:00 Min
- Overview of Writing Notes **WBT** – 9:30 Min
- Introduction to the Problem List **WBT** – 8:30 Min
- Overview of In Basket **WBT** – 7:30 Min
- EpicCare Inpatient: Finding Patient Information **WBT** – 6:00 Min
- EpicCare Inpatient: Problem List **WBT** – 4:00 Min
- EpicCare Inpatient: Writing Notes **WBT** – 3:00 Min
- Overview of Transfer Center for Physicians **WBT** – 4:00 Min
- EpicCare Inpatient: Medication Reconciliation **WBT** – 11:30 Min
- EpicCare Inpatient: Managing Orders **WBT** – 9:00 Min
- EpicCare Inpatient: Using In Basket **WBT** – 7:30 Min
- EpicCare Inpatient: Phases of Care **WBT** – 6:00 Min
  
- **Internist VILT – 4:30 Hours**
- **Medical Oncologist-Hematologist VILT – 3:00 Hours**
  
- Patient Engagement **WBT** – 2:30 Min
- Introduction to Decision Support **WBT** – 3:30 Min

Items Listed in Navy = No Registration Required

Items Listed in Red = Requires Registration

**WBT** = Web Based Training | **VILT** = Virtual Instructor Led Training | **LAB** = Hands-On Labs

- Introduction to Radar **WBT** – 6:00 Min
- Run and Manage Reports **WBT** – 7:00 Min
- Documenting Gender, Sex, and Sexual Orientation **WBT** – 5:00 Min
- Sex, Gender, and Clinical Decision Support **WBT** – 6:30 Min
- **Oncology Provider User Settings Lab** – 3:30 Hours
- It's Possible ... Epic Voice Assistance (Hey, Epic) **WBT** – 2:00 Min
- It's Possible ... Mobile – Patient Orientation **WBT** – 1:00 Min
- It's Possible ... Mobile In-Basket **WBT** – 1:00 Min
- It's Possible ... Mobile Media Capture **WBT** – 1:30 Min
- It's Possible ... Mobile Personalization **WBT** – 1:30 Min
- It's Possible ... Provider Finder **WBT** – 1:00 Min
- It's Possible ... Secure Chat **WBT** – 2:00 Min
- It's Possible ... Setting Availability in Secure Chat **WBT** – 1:30 Min
- It's Possible ... Video Visits **WBT** – 3:30 Min
- Activating Patients for MyChart **WBT** – 5:00 Min
- Granting Proxy Access to MyChart **WBT** – 3:30 Min
- Overview of MyChart **WBT** – 7:00 Min
- Telemedicine Provider Video Visit **Video**
- Telemedicine Video Visit (Full Demo) **Video**
- Mobile Tools for Surgeons **WBT** – 1:30 Min
- Top Ten Tips During Covid-19 **WBT** – 2:30 Min
- Customizing Patient Lists and the Schedule **WBT** – 1:00 Min
- It's Possible ... Dictate Later **WBT** – 1:00 Min
- It's Possible ... Getting Up to Speed from the Schedule **WBT** – 1:00 Min
- Using Patient Review Activities **WBT** – 2:30 Min
- Review Results **WBT** – 3:30 Min
- Review and Create Notes **WBT** – 3:30 Min
- Using Simple Dictation in Haiku **WBT** – 2:30 Min
- Ordering in Haiku on iOS and Canto **WBT** – 4:00 Min
- Communicating with Staff and Patients **WBT** – 9:00 Min
- Reviewing Orders-Related Messages **WBT** – 3:30 Min
- Using Patient Manager Activities **WBT** – 4:30 Min
- **Provider Technology Remote VILT** – 2:30 Hours

Items Listed in Navy = No Registration Required

Items Listed in Red = Requires Registration

**WBT** = Web Based Training | **VILT** = Virtual Instructor Led Training | **LAB** = Hands-On Labs



- File Professional Charges **WBT** – 4:00 Min
- Communicating via Telemedicine in Canto **WBT** – 4:00 Min

Items Listed in Navy = No Registration Required

Items Listed in Red = Requires Registration

**WBT** = Web Based Training | **VILT** = Virtual Instructor Led Training | **LAB** = Hands-On Labs

# MEDICAL ONCOLOGIST-HEMATOLOGIST (OUTPATIENT)

## **TRACK DESCRIPTION:**

*In this track the employed Medical Oncologist who orders chemotherapy in the outpatient setting will receive the Ambulatory Internal & Family Practice Provider VILT. They will then attend Beacon Medical Oncologist Training which will include Cancer Staging, Applying Chemotherapy Regimens, Therapy Plans, Blood Orders, Treatment Plan Modifications and Survivorship.*

## **EXPECTED LEARNER:**

*Medical Oncologist-Hematologist (Outpatient)*

## REQUIRED TRAINING

**IMPORTANT NOTE:** Classes / Labs noted in **RED** are to be taken in the order they are listed here

- Epic EMR Success **WBT** – 14:00 Min
- Introduction to Epic Training **WBT** – 2:30 Min
- Overview of Hyperspace **WBT** – 12:00 Min
- Finding Patient Information **WBT** – 5:00 Min
- Overview of Writing Notes **WBT** – 9:30 Min
- Introduction to the Problem List **WBT** – 8:30 Min
- Introduction to Surgical Specialties **WBT** – 7:30 Mn
- Overview of In Basket **WBT** – 7:30 Min
- Office Visit Demonstration **WBT** – 8:00 Min
- Introduction to the Patient History **WBT** – 4:00 Min
- Wrapping Up a Visit **WBT** – 8:00 Min
- EpicCare Ambulatory: Writing Notes for Office Visits **WBT** – 10:00 Min
- EpicCare Ambulatory: Ordering in an Outpatient Context **WBT** – 9:00 Min
- Introduction to Communication Workflows **WBT** – 10:00 Min
- EpicCare Ambulatory: Documenting a Straightforward Visit with Express Lane **WBT** – 4:00 Min

Items Listed in Navy = No Registration Required

Items Listed in Red = Requires Registration

**WBT** = Web Based Training | **VILT** = Virtual Instructor Led Training | **LAB** = Hands-On Labs

➤ **Ambulatory Internal & Family Practice Provider (Outpatient) VILT – 5:00 Hours**

- It's Possible ... Care Everywhere **WBT** – 1:30 Min

➤ **Medical Oncologist- Hematologist VILT – 3:00 Hours**

- Patient Engagement **WBT** – 2:30 Min
- Introduction to *Decision Support* **WBT** – 3:30 Min
- Introduction to Radar **WBT** – 6:00 Min
- Run and Manage Reports **WBT** – 7:00 Min
- In Basket: Handling Refill Requests **WBT** – 7:00 Min
- In Basket: Telephone Encounters **WBT** – 7:00 Min
- In Basket: Following up on Results Messages **WBT** – 6:00 Min
- Documenting Gender, Sex, and Sexual Orientation **WBT** – 5:00 Min
- Sex, Gender, and Clinical Decision Support **WBT** – 6:30 Min

➤ **Oncology Provider User Settings Lab – 3:30 Hours**

- It's Possible ... Epic Voice Assistance (Hey, Epic) **WBT** – 2:00 Min
- It's Possible ... Mobile – Patient Orientation **WBT** – 1:00 Min
- It's Possible ... Mobile In-Basket **WBT** – 1:00 Min
- It's Possible ... Mobile Media Capture **WBT** – 1:30 Min
- It's Possible ... Mobile Personalization **WBT** – 1:30 Min
- It's Possible ... Provider Finder **WBT** – 1:00 Min
- It's Possible ... Secure Chat **WBT** – 2:00 Min
- It's Possible ... Setting Availability in Secure Chat **WBT** – 1:30 Min
- It's Possible ... Video Visits **WBT** – 3:30 Min
- Activating Patients for MyChart **WBT** – 5:00 Min
- Granting Proxy Access to MyChart **WBT** – 3:30 Min
- Overview of MyChart **WBT** – 7:00 Min
- Telemedicine Provider Video Visit **Video**
- Telemedicine Video Visit (Full Demo) **Video**
- Mobile Tools for Surgeons **WBT** – 1:30 Min
- Top Ten Tips During Covid-19 **WBT** – 2:30 Min
- Customizing Patient Lists and the Schedule **WBT** – 1:00 Min

Items Listed in Navy = No Registration Required

Items Listed in Red = Requires Registration

**WBT** = Web Based Training | **VILT** = Virtual Instructor Led Training | **LAB** = Hands-On Labs

- It's Possible ... Dictate Later **WBT**- 1:00 Min
- It's Possible ... Getting Up to Speed from the Schedule **WBT** – 1:00 Min
- Using Patient Review Activities **WBT** – 2:30 Min
- Review Results **WBT** – 3:30 Min
- Review and Create Notes **WBT** – 3:30 Min
- Using Simple Dictation in Haiku **WBT** – 2:30 Min
- Ordering in Haiku on iOS and Canto **WBT** – 4:00 Min
- Communicating with Staff and Patients **WBT** – 9:00 Min
- Reviewing Orders-Related Messages **WBT** – 3:30 Min
- Using Patient Manager Activities **WBT** – 4:30 Min
  
- **Provider Technology Remote VILT** – 2:30 Hours
  
- File Professional Charges **WBT** – 4:00 Min
- Communicating via Telemedicine in Canto **WBT** – 4:00 Min

Items Listed in Navy = No Registration Required

Items Listed in Red = Requires Registration

**WBT** = Web Based Training | **VILT** = Virtual Instructor Led Training | **LAB** = Hands-On Labs

# MEDICAL STUDENT (INPATIENT)

## TRACK DESCRIPTION:

*In this learning track, the End User will be guided through the day in a life of an Inpatient Medical Student. We will cover a variety of workflows such as Admission, Rounding, Discharge, Transfers, Pend Orders and Notes (including H&Ps and Progress Notes). Other topics include In Basket, Secure Chat & Care Everywhere.*

## EXPECTED LEARNER:

*3<sup>rd</sup> & 4<sup>th</sup> Year Medical Student*

## REQUIRED TRAINING

**IMPORTANT NOTE:** Classes / Labs noted in **RED** are to be taken in the order they are listed here

- Epic EMR Success **WBT** – 14:00 Min
- Introduction to Epic Training **WBT** – 2:30 Min
- Overview of Hyperspace **WBT** – 12:00 Min
- Finding Patient Information **WBT** – 5:00 Min
- Overview of Writing Notes **WBT** – 9:30 Min
- Introduction to the Problem List **WBT** – 8:30 Min
- Introduction to Surgical Specialties – **WBT** – 8:00 Min
- Overview of In Basket **WBT** – 7:30 Min
- EpicCare Inpatient: Finding Patient Information **WBT** – 6:00 Min
- EpicCare Inpatient: Problem List **WBT** – 4:00 Min
- EpicCare Inpatient: Writing Notes **WBT** – 3:00 Min
- EpicCare Inpatient: Medication Reconciliation **WBT** – 11:30 Min
- EpicCare Inpatient: Managing Orders **WBT** – 9:00 Min
- EpicCare Inpatient: Using In Basket **WBT** – 7:30 Min
- EpicCare Inpatient: Phases of Care **WBT** – 6:00 Min
- It's Possible ... Secure Chat **WBT** – 2:00 Min
- Medical Student **VIDEO** – 1:15 Hours
- Patient Engagement **WBT** – 2:30 Min
- Documenting Gender, Sex, and Sexual Orientation **WBT** – 5:00 Min
- Sex, Gender, and Clinical Decision Support **WBT** – 6:30 Min
- User Patient Manager Activities – **WBT** – 4:00 Min
- Using Patient Review Activities – **WBT** – 2:30 Min

Items Listed in Navy = No Registration Required

Items Listed in Red = Requires Registration

**WBT** = Web Based Training | **VILT** = Virtual Instructor Led Training | **LAB** = Hands-On Labs

- Review Results – **WBT** – 3:30 Min
- **Log in LAB – 1:00 Hour**
- It's Possible ... Epic Voice Assistance (Hey, Epic) **WBT** – 2:00 Min
- It's Possible ... Mobile – Patient Orientation **WBT** – 1:00 Min
- It's Possible ... Mobile In-Basket **WBT** – 1:00 Min
- It's Possible ... Mobile Media Capture **WBT** – 1:30 Min
- It's Possible ... Mobile Personalization **WBT** – 1:30 Min
- It's Possible ... Provider Finder **WBT** – 1:00 Min
- It's Possible ... Secure Chat **WBT** – 2:00 Min
- It's Possible ... Setting Availability in Secure Chat **WBT** – 1:30 Min
- It's Possible ... Video Visits **WBT** – 3:30 Min
- Activating Patients for MyChart **WBT** – 5:00 Min
- Granting Proxy Access to MyChart **WBT** – 3:30 Min
- Overview of MyChart **WBT** – 7:00 Min
- Telemedicine Provider Video Visit **Video**
- Telemedicine Video Visit (Full Demo) **Video**
- Mobile Tools for Surgeons **WBT** – 1:30 Min
- Top Ten Tips During Covid-19 **WBT** – 2:30 Min
- Customizing Patient Lists and the Schedule **WBT** – 1:00 Min
- It's Possible ... Dictate Later **WBT** – 1:00 Min
- It's Possible ... Getting Up to Speed from the Schedule **WBT** – 1:00 Min
- Using Patient Review Activities **WBT** – 2:30 Min
- Review Results **WBT** – 3:30 Min
- Review and Create Notes **WBT** – 3:30 Min
- Using Simple Dictation in Haiku **WBT** – 2:30 Min
- Ordering in Haiku on iOS and Canto **WBT** – 4:00 Min
- Communicating with Staff and Patients **WBT** – 9:00 Min
- Reviewing Orders-Related Messages **WBT** – 3:30 Min
- Using Patient Manager Activities **WBT** – 4:30 Min
- **Provider Technology Remote VILT – 2:30 Hours**
- File Professional Charges **WBT** – 4:00 Min
- Communicating via Telemedicine in Canto **WBT** – 4:00 Min

Items Listed in Navy = No Registration Required

Items Listed in Red = Requires Registration

**WBT** = Web Based Training | **VILT** = Virtual Instructor Led Training | **LAB** = Hands-On Labs

# MEDICAL STUDENT (OUTPATIENT)

## TRACK DESCRIPTION:

*This track is designed for the 3<sup>rd</sup> and 4<sup>th</sup> year Medical Student.*

## EXPECTED LEARNER:

*3<sup>rd</sup> & 4<sup>th</sup> Year Medical Student*

## REQUIRED TRAINING

**IMPORTANT NOTE:** Classes / Labs noted in **RED** are to be taken in the order they are listed here

- Epic EMR Success **WBT** – 14:00 Min
- Introduction to Epic Training **WBT** – 2:30 Min
- Overview of Hyperspace **WBT** – 12:00 Min
- Finding Patient Information **WBT** – 5:00 Min
- Overview of Writing Notes **WBT** – 9:30 Min
- Introduction to the Problem List **WBT** – 8:30 Min
- Introduction to Surgical Specialties **WBT** – 7:30 Mn
- Overview of In Basket **WBT** – 7:30 Min
- Office Visit Demonstration **WBT** – 8:00 Min
- Introduction to the Patient History **WBT** – 4:00 Min
- Wrapping Up a Visit **WBT** – 8:00 Min
- EpicCare Ambulatory: Writing Notes for Office Visits **WBT** – 10:00 Min
- EpicCare Ambulatory: Ordering in an Outpatient Context **WBT** – 9:00 Min
- Introduction to Communication Workflows **WBT** – 10:00 Min
- EpicCare Ambulatory: Documenting a Straightforward Visit with Express Lane **WBT** – 4:00 Min
  
- **Medical Student (Outpatient) VILT** – 3:00 Hours
- **Log in LAB** – 1:00 Hour
  
- It's Possible ... Epic Voice Assistance (Hey, Epic) **WBT** – 2:00 Min

Items Listed in Navy = No Registration Required

Items Listed in Red = Requires Registration

**WBT** = Web Based Training | **VILT** = Virtual Instructor Led Training | **LAB** = Hands-On Labs

- It's Possible ... Mobile – Patient Orientation **WBT** – 1:00 Min
- It's Possible ... Mobile In-Basket **WBT** – 1:00 Min
- It's Possible ... Mobile Media Capture **WBT** – 1:30 Min
- It's Possible ... Mobile Personalization **WBT** – 1:30 Min
- It's Possible ... Provider Finder **WBT** – 1:00 Min
- It's Possible ... Secure Chat **WBT** – 2:00 Min
- It's Possible ... Setting Availability in Secure Chat **WBT** – 1:30 Min
- It's Possible ... Video Visits **WBT** – 3:30 Min
- Activating Patients for MyChart **WBT** – 5:00 Min
- Granting Proxy Access to MyChart **WBT** – 3:30 Min
- Overview of MyChart **WBT** – 7:00 Min
- Telemedicine Provider Video Visit **Video**
- Telemedicine Video Visit (Full Demo) **Video**
- Mobile Tools for Surgeons **WBT** – 1:30 Min
- Top Ten Tips During Covid-19 **WBT** – 2:30 Min
- Customizing Patient Lists and the Schedule **WBT** – 1:00 Min
- It's Possible ... Dictate Later **WBT** – 1:00 Min
- It's Possible ... Getting Up to Speed from the Schedule **WBT** – 1:00 Min
- Using Patient Review Activities **WBT** – 2:30 Min
- Review Results **WBT** – 3:30 Min
- Review and Create Notes **WBT** – 3:30 Min
- Using Simple Dictation in Haiku **WBT** – 2:30 Min
- Ordering in Haiku on iOS and Canto **WBT** – 4:00 Min
- Communicating with Staff and Patients **WBT** – 9:00 Min
- Reviewing Orders-Related Messages **WBT** – 3:30 Min
- Using Patient Manager Activities **WBT** – 4:30 Min

### ➤ **Provider Technology Remote VILT** – 2:30 Hours

- File Professional Charges **WBT** – 4:00 Min
- Communicating via Telemedicine in Canto **WBT** – 4:00 Min
- Patient Engagement **WBT** – 2:30 Min
- Introduction to *Decision Support* **WBT** – 3:30 Min
- Introduction to Radar **WBT** – 6:00 Min
- Run and Manage Reports **WBT** – 7:00 Min
- In Basket: Handling Refill Requests **WBT** – 7:00 Min

Items Listed in Navy = No Registration Required

Items Listed in Red = Requires Registration

**WBT** = Web Based Training | **VILT** = Virtual Instructor Led Training | **LAB** = Hands-On Labs



- In Basket: Telephone Encounters **WBT** – 7:00 Min
- In Basket: Following up on Results Messages **WBT** – 6:00 Min
- Documenting Gender, Sex, and Sexual Orientation **WBT** – 5:00 Min
- Sex, Gender, and Clinical Decision Support **WBT** – 6:30 Min

Items Listed in Navy = No Registration Required

Items Listed in Red = Requires Registration

**WBT** = Web Based Training

**VILT** = Virtual Instructor Led Training

**LAB** = Hands-On Labs

# NEONATOLOGIST (INPATIENT)

## **TRACK DESCRIPTION:**

*In this learning track, the End User will be guided through the day in life of an Inpatient Neonatology Provider. We will cover a variety of workflows such as Admission, Rounding, Transfers, Discharging, Labor & Delivery documentation, Placing Orders, Problem Oriented Charting, Notes and Medication Reconciliation. Other topics include In Basket, Secure Chat & Care Everywhere.*

## **EXPECTED LEARNER:**

Neonatologists

## REQUIRED TRAINING

**IMPORTANT NOTE:** Classes / Labs noted in **RED** are to be taken in the order they are listed here

- Epic EMR Success **WBT** – 14:00 Min
- Introduction to Epic Training **WBT** – 2:30 Min
- Overview of Hyperspace **WBT** – 12:00 Min
- Finding Patient Information **WBT** – 5:00 Min
- Overview of Writing Notes **WBT** – 9:30 Min
- Introduction to the Problem List **WBT** – 8:30 Min
- Overview of In Basket **WBT** – 7:30 Min
- EpicCare Inpatient: Finding Patient Information **WBT** – 6:00 Min
- EpicCare Inpatient: Problem List **WBT** – 4:00 Min
- EpicCare Inpatient: Writing Notes **WBT** – 3:00 Min
- Overview of Transfer Center for Physicians **WBT** – 4:00 Min
- EpicCare Inpatient: Medication Reconciliation **WBT** – 11:30 Min
- EpicCare Inpatient: Managing Orders **WBT** – 9:00 Min
- EpicCare Inpatient: Using In Basket **WBT** – 7:30 Min
- EpicCare Inpatient: Phases of Care **WBT** – 6:00 Min
- It's Possible ... Secure Chat **WBT** – 2:00 Min
  
- Neonatologist **VILT** – 4:30 Hours
  
- Patient Engagement **WBT** – 2:30 Min

Items Listed in Navy = No Registration Required

Items Listed in Red = Requires Registration

**WBT** = Web Based Training | **VILT** = Virtual Instructor Led Training | **LAB** = Hands-On Labs

- Introduction to *Decision Support* **WBT** – 3:30 Min
- Introduction to Radar **WBT** – 6:00 Min
- Run and Manage Reports **WBT** – 7:00 Min
- Documenting Gender, Sex, and Sexual Orientation **WBT** – 5:00 Min
- Sex, Gender, and Clinical Decision Support **WBT** – 6:30 Min
- **EpicCare Inpatient Provider User Settings Lab** – 3:30 Hours
- It's Possible ... Epic Voice Assistance (Hey, Epic) **WBT** – 2:00 Min
- It's Possible ... Mobile – Patient Orientation **WBT** – 1:00 Min
- It's Possible ... Mobile In-Basket **WBT** – 1:00 Min
- It's Possible ... Mobile Media Capture **WBT** – 1:30 Min
- It's Possible ... Mobile Personalization **WBT** – 1:30 Min
- It's Possible ... Provider Finder **WBT** – 1:00 Min
- It's Possible ... Secure Chat **WBT** – 2:00 Min
- It's Possible ... Setting Availability in Secure Chat **WBT** – 1:30 Min
- It's Possible ... Video Visits **WBT** – 3:30 Min
- Activating Patients for MyChart **WBT** – 5:00 Min
- Granting Proxy Access to MyChart **WBT** – 3:30 Min
- Overview of MyChart **WBT** – 7:00 Min
- Telemedicine Provider Video Visit **Video**
- Telemedicine Video Visit (Full Demo) **Video**
- Mobile Tools for Surgeons **WBT** – 1:30 Min
- Top Ten Tips During Covid-19 **WBT** – 2:30 Min
- Customizing Patient Lists and the Schedule **WBT** – 1:00 Min
- It's Possible ... Dictate Later **WBT** – 1:00 Min
- It's Possible ... Getting Up to Speed from the Schedule **WBT** – 1:00 Min
- Using Patient Review Activities **WBT** – 2:30 Min
- Review Results **WBT** – 3:30 Min
- Review and Create Notes **WBT** – 3:30 Min
- Using Simple Dictation in Haiku **WBT** – 2:30 Min
- Ordering in Haiku on iOS and Canto **WBT** – 4:00 Min
- Communicating with Staff and Patients **WBT** – 9:00 Min
- Reviewing Orders-Related Messages **WBT** – 3:30 Min
- Using Patient Manager Activities **WBT** – 4:30 Min
- **Provider Technology Remote VILT** – 2:30 Hours

Items Listed in Navy = No Registration Required

Items Listed in Red = Requires Registration

**WBT** = Web Based Training | **VILT** = Virtual Instructor Led Training | **LAB** = Hands-On Labs

- File Professional Charges **WBT** – 4:00 Min
- Communicating via Telemedicine in Canto **WBT** – 4:00 Min

Items Listed in Navy = No Registration Required

Items Listed in Red = Requires Registration

**WBT** = Web Based Training | **VILT** = Virtual Instructor Led Training | **LAB** = Hands-On Labs

# NON-INVASIVE RADIOLOGIST (INPATIENT/OUTPATIENT)

## TRACK DESCRIPTION:

*In this course you will learn how to find patients, review charts, and place orders. You'll review PACS integration, non-invasive radiology studies, attend studies, and resident results. You'll also review In Basket and see how to follow up on common messages.*

## EXPECTED LEARNER:

*Non-Invasive Radiologist (PACS)*

## REQUIRED TRAINING

**IMPORTANT NOTE:** Classes / Labs noted in **RED** are to be taken in the order they are listed here

- Epic EMR Success **WBT** – 14:00 Min
- Introduction to Epic Training **WBT** – 2:30 Min
- Overview of Hyperspace **WBT** – 12:00 Min
- Finding Patient Information **WBT** – 5:00 Min
- Overview of In Basket **WBT** – 7:30 Min
- Overview of Transfer Center for Physicians **WBT** – 4:00 Min
- Overview of the Imaging Dashboard **WBT** – 2:30 Min
- It's Possible... Secure Chat **WBT** – 2:00 Min
  
- **Non-Invasive Radiologist VILT** – 2:30 Hours
  
- Patient Engagement **WBT** – 2:30 Min
- Documenting Gender, Sex, and Sexual Orientation **WBT** – 5:00 Min
- Sex, Gender, and Clinical Decision Support **WBT** – 6:30 Min
- It's Possible ... Epic Voice Assistance (Hey, Epic) **WBT** – 2:00 Min
- It's Possible ... Mobile – Patient Orientation **WBT** – 1:00 Min
- It's Possible ... Mobile In-Basket **WBT** – 1:00 Min

Items Listed in Navy = No Registration Required

Items Listed in Red = Requires Registration

**WBT** = Web Based Training | **VILT** = Virtual Instructor Led Training | **LAB** = Hands-On Labs

- It's Possible ... Mobile Media Capture **WBT** – 1:30 Min
- It's Possible ... Mobile Personalization **WBT** – 1:30 Min
- It's Possible ... Provider Finder **WBT** – 1:00 Min
- It's Possible ... Secure Chat **WBT** – 2:00 Min
- It's Possible ... Setting Availability in Secure Chat **WBT** – 1:30 Min
- It's Possible ... Video Visits **WBT** – 3:30 Min
- Activating Patients for MyChart **WBT** – 5:00 Min
- Granting Proxy Access to MyChart **WBT** – 3:30 Min
- Overview of MyChart **WBT** – 7:00 Min
- Telemedicine Provider Video Visit **Video**
- Telemedicine Video Visit (Full Demo) **Video**
- Mobile Tools for Surgeons **WBT** – 1:30 Min
- Top Ten Tips During Covid-19 **WBT** – 2:30 Min
- Customizing Patient Lists and the Schedule **WBT** – 1:00 Min
- It's Possible ... Dictate Later **WBT** – 1:00 Min
- It's Possible ... Getting Up to Speed from the Schedule **WBT** – 1:00 Min
- Using Patient Review Activities **WBT** – 2:30 Min
- Review Results **WBT** – 3:30 Min
- Review and Create Notes **WBT** – 3:30 Min
- Using Simple Dictation in Haiku **WBT** – 2:30 Min
- Ordering in Haiku on iOS and Canto **WBT** – 4:00 Min
- Communicating with Staff and Patients **WBT** – 9:00 Min
- Reviewing Orders-Related Messages **WBT** – 3:30 Min
- Using Patient Manager Activities **WBT** – 4:30 Min
  
- **Provider Technology Remote VILT** – 2:30 Hours
  
- File Professional Charges **WBT** – 4:00 Min
- Communicating via Telemedicine in Canto **WBT** – 4:00 Min

Items Listed in Navy = No Registration Required

Items Listed in Red = Requires Registration

**WBT** = Web Based Training | **VILT** = Virtual Instructor Led Training | **LAB** = Hands-On Labs

# OBSTETRICIAN GYNECOLOGIST (INPATIENT)

## **TRACK DESCRIPTION:**

*In this learning track, the End User will be guided through the day in the life of an Inpatient OBGYN Provider. We will cover a variety of workflows such as Admission, Rounding, Vaginal and Operative deliveries, Circumcision, Notes, Requesting Cases, Pre-Op / Post-Op documentation, placing orders, Discharge, Transfers and Medication Reconciliation.*

## **EXPECTED LEARNER:**

*Obstetrician Gynecologist*

## REQUIRED TRAINING

**IMPORTANT NOTE:** Classes / Labs noted in **RED** are to be taken in the order they are listed here

- Epic EMR Success **WBT** – 14:00 Min
- Introduction to Epic Training **WBT** – 2:30 Min
- Overview of Hyperspace **WBT** – 12:00 Min
- Finding Patient Information **WBT** – 5:00 Min
- Overview of Writing Notes **WBT** – 9:30 Min
- Introduction to the Problem List **WBT** – 8:30 Min
- Introduction to Surgical Specialties **WBT** – 8:00 Min
- Overview of In Basket **WBT** – 7:30 Min
- EpicCare Inpatient: Finding Patient Information **WBT** – 6:00 Min
- EpicCare Inpatient: Problem List **WBT** – 4:00 Min
- EpicCare Inpatient: Writing Notes **WBT** – 3:00 Min
- Overview of Transfer Center for Physicians **WBT** – 4:00 Min
- EpicCare Inpatient: Medication Reconciliation **WBT** – 11:30 Min
- EpicCare Inpatient: Managing Orders **WBT** – 9:00 Min
- EpicCare Inpatient: Using In Basket **WBT** – 7:30 Min
- EpicCare Inpatient: Phases of Care **WBT** – 6:00 Min
- It's Possible ...Reconcile Outside Obstetric Data **WBT** – 1:30 Min
  
- **Obstetrician Gynecologist (Inpatient) VILT – 5:00 Hours**

Items Listed in Navy = No Registration Required

Items Listed in Red = Requires Registration

**WBT** = Web Based Training | **VILT** = Virtual Instructor Led Training | **LAB** = Hands-On Labs

- Patient Engagement **WBT** – 2:30 Min
- Introduction to *Decision Support* **WBT** – 3:30 Min
- Introduction to Radar **WBT** – 6:00 Min
- Run and Manage Reports **WBT** – 7:00 Min
- Documenting Gender, Sex, and Sexual Orientation **WBT** – 5:00 Min
- Sex, Gender, and Clinical Decision Support **WBT** – 6:30 Min
- **EpicCare Inpatient Provider User Settings Lab – 3:30 Hours**
- It's Possible ... Epic Voice Assistance (Hey, Epic) **WBT** – 2:00 Min
- It's Possible ... Mobile – Patient Orientation **WBT** – 1:00 Min
- It's Possible ... Mobile In-Basket **WBT** – 1:00 Min
- It's Possible ... Mobile Media Capture **WBT** – 1:30 Min
- It's Possible ... Mobile Personalization **WBT** – 1:30 Min
- It's Possible ... Provider Finder **WBT** – 1:00 Min
- It's Possible ... Secure Chat **WBT** – 2:00 Min
- It's Possible ... Setting Availability in Secure Chat **WBT** – 1:30 Min
- It's Possible ... Video Visits **WBT** – 3:30 Min
- Activating Patients for MyChart **WBT** – 5:00 Min
- Granting Proxy Access to MyChart **WBT** – 3:30 Min
- Overview of MyChart **WBT** – 7:00 Min
- Telemedicine Provider Video Visit **Video**
- Telemedicine Video Visit (Full Demo) **Video**
- Mobile Tools for Surgeons **WBT** – 1:30 Min
- Top Ten Tips During Covid-19 **WBT** – 2:30 Min
- Customizing Patient Lists and the Schedule **WBT** – 1:00 Min
- It's Possible ... Dictate Later **WBT** – 1:00 Min
- It's Possible ... Getting Up to Speed from the Schedule **WBT** – 1:00 Min
- Using Patient Review Activities **WBT** – 2:30 Min
- Review Results **WBT** – 3:30 Min
- Review and Create Notes **WBT** – 3:30 Min
- Using Simple Dictation in Haiku **WBT** – 2:30 Min
- Ordering in Haiku on iOS and Canto **WBT** – 4:00 Min
- Communicating with Staff and Patients **WBT** – 9:00 Min
- Reviewing Orders-Related Messages **WBT** – 3:30 Min
- Using Patient Manager Activities **WBT** – 4:30 Min

Items Listed in Navy = No Registration Required

Items Listed in Red = Requires Registration

**WBT** = Web Based Training | **VILT** = Virtual Instructor Led Training | **LAB** = Hands-On Labs



➤ **Provider Technology Remote VILT – 2:30 Hours**

➤ File Professional Charges **WBT** – 4:00 Min

➤ Communicating via Telemedicine in Canto **WBT** – 4:00 Min

Items Listed in Navy = No Registration Required

Items Listed in Red = Requires Registration

**WBT** = Web Based Training

**VILT** = Virtual Instructor Led Training

**LAB** = Hands-On Labs

# OBSTETRICIAN GYNECOLOGIST (OUTPATIENT)

## TRACK DESCRIPTION:

*In this learning track, the End User will learn how to get through the essentials of office visits, and surgical consults, including reviewing the chart, documenting, writing notes, prepping for surgery, documenting prenatal assessments, and placing orders. The End User will also review InBasket and see how to follow up on common messages.*

## EXPECTED LEARNER:

*Obstetrician Gynecologist (Outpatient)*

## REQUIRED TRAINING

**IMPORTANT NOTE:** Classes / Labs noted in **RED** are to be taken in the order they are listed here

- Epic EMR Success **WBT** – 14:00 Min
- Introduction to Epic Training **WBT** – 2:30 Min
- Overview of Hyperspace **WBT** – 12:00 Min
- Finding Patient Information **WBT** – 5:00 Min
- Overview of Writing Notes **WBT** – 9:30 Min
- Introduction to the Problem List **WBT** – 8:30 Min
- Introduction to Surgical Specialties **WBT** - 7:30 Min
- Overview of In Basket **WBT** – 7:30 Min
- Office Visit Demonstration **WBT** – 8:00 Min
- Introduction to the Patient History **WBT** – 4:00 Min
- Wrapping Up a Visit **WBT** – 8:00 Min
- EpicCare Ambulatory: Writing Notes for Office Visits **WBT** – 10:00 Min
- EpicCare Ambulatory: Ordering in an Outpatient Context **WBT** – 9:00 Min
- Introduction to Communication Workflows **WBT** – 10:00 Min
- Overview of Therapy Plans **WBT** – 6:30 Min
- Overview of the L&D Grease Board **WBT** – 3:30 Min
- Overview of the Delivery Summary **WBT** – 3:00 Min

Items Listed in Navy = No Registration Required

Items Listed in Red = Requires Registration

**WBT** = Web Based Training | **VILT** = Virtual Instructor Led Training | **LAB** = Hands-On Labs

➤ **Obstetrician Gynecologist (Outpatient) *VILT* – 5:00 Hours**

- Patient Engagement **WBT** – 2:30 Min
- Introduction to *Decision Support* **WBT** – 3:30 Min
- Introduction to Radar **WBT** – 6:00 Min
- Run and Manage Reports **WBT** – 7:00 Min
- In Basket: Handling Refill Requests **WBT** – 7:00 Min
- In Basket: Telephone Encounters **WBT** – 7:00 Min
- In Basket: Following up on Results Messages **WBT** – 6:00 Min
- Documenting Gender, Sex, and Sexual Orientation **WBT** – 5:00 Min
- Sex, Gender, and Clinical Decision Support **WBT** – 6:30 Min

➤ **EpicCare Ambulatory Provider User Settings **Lab** – 3:30 Hours**

- It's Possible ... Epic Voice Assistance (Hey, Epic) **WBT** – 2:00 Min
- It's Possible ... Mobile – Patient Orientation **WBT** – 1:00 Min
- It's Possible ... Mobile In-Basket **WBT** – 1:00 Min
- It's Possible ... Mobile Media Capture **WBT** – 1:30 Min
- It's Possible ... Mobile Personalization **WBT** – 1:30 Min
- It's Possible ... Provider Finder **WBT** – 1:00 Min
- It's Possible ... Secure Chat **WBT** – 2:00 Min
- It's Possible ... Setting Availability in Secure Chat **WBT** – 1:30 Min
- It's Possible ... Video Visits **WBT** – 3:30 Min
- Activating Patients for MyChart **WBT** – 5:00 Min
- Granting Proxy Access to MyChart **WBT** – 3:30 Min
- Overview of MyChart **WBT** – 7:00 Min
- Telemedicine Provider Video Visit **Video**
- Telemedicine Video Visit (Full Demo) **Video**
- Mobile Tools for Surgeons **WBT** – 1:30 Min
- Top Ten Tips During Covid-19 **WBT** – 2:30 Min
- Customizing Patient Lists and the Schedule **WBT** – 1:00 Min
- It's Possible ... Dictate Later **WBT** – 1:00 Min
- It's Possible ... Getting Up to Speed from the Schedule **WBT** – 1:00 Min
- Using Patient Review Activities **WBT** – 2:30 Min
- Review Results **WBT** – 3:30 Min

Items Listed in Navy = No Registration Required

Items Listed in Red = Requires Registration

**WBT** = Web Based Training | **VILT** = Virtual Instructor Led Training | **LAB** = Hands-On Labs

- Review and Create Notes **WBT** – 3:30 Min
- Using Simple Dictation in Haiku **WBT** – 2:30 Min
- Ordering in Haiku on iOS and Canto **WBT** – 4:00 Min
- Communicating with Staff and Patients **WBT** – 9:00 Min
- Reviewing Orders-Related Messages **WBT** – 3:30 Min
- Using Patient Manager Activities **WBT** – 4:30 Min
  
- **Provider Technology Remote VILT** – 2:30 Hours
  
- File Professional Charges **WBT** – 4:00 Min
- Communicating via Telemedicine in Canto **WBT** – 4:00 Min

Items Listed in Navy = No Registration Required

Items Listed in Red = Requires Registration

**WBT** = Web Based Training | **VILT** = Virtual Instructor Led Training | **LAB** = Hands-On Labs

# ONCOLOGY PHARMACIST (INPATIENT)

## TRACK DESCRIPTION:

*This learning track is designed for the Oncology Pharmacist in which the End User will learn the workflows in Epic – specific to the Oncology Pharmacist.*

## EXPECTED LEARNER:

*Oncology Pharmacist*

## REQUIRED TRAINING

**IMPORTANT NOTE:** Classes / Labs noted in **RED** are to be taken in the order they are listed here

- Overview of Hyperspace in an Inpatient Setting **WBT** – 9:00 Min
- Introduction to Willow Inpatient **WBT** – 9:30 Min
- EpicCare Inpatient: Medication Reconciliation **WBT** – 11:00 Min
- EpicCare Inpatient: Managing Orders **WBT** – 9:00 Min
- Verify Orders **WBT** – 12:30 Min
  
- **Pharmacist (Inpatient) Part 1 VILT – 8:00 Hours**
- **Pharmacist (Inpatient) Part 2 VILT – 8:00 Hours**
  
- Complete Common Pharmacy Tasks **WBT** – 9:00 Min
- Administering Medications on the MAR **WBT** – 5:00 Min
- Advanced Medication Administration on the MAR **WBT** – 11:30 Min
- Documenting IV Fluids and Medication Drips **WBT** – 11:30 Min
  
- **Oncology Pharmacist VILT – 5:00 Hours**
- **Inpatient Pharmacist User Settings Lab – 3:30 Hours**
  
- Overview of Reporting **WBT** – 4:00 Min
- Run and Manage Reports **WBT** – 7:00 Min
- Modifying the Search Criteria of a Report **WBT** – 9:00 Min
- Introduction to Radar **WBT** – 6:00 Min
- Create a New View of a Radar Dashboard **WBT** – 7:00 Min

Items Listed in Navy = No Registration Required

Items Listed in Red = Requires Registration

**WBT** = Web Based Training | **VILT** = Virtual Instructor Led Training | **LAB** = Hands-On Labs

- It's Possible ... Epic Voice Assistance (Hey, Epic) **WBT** – 2:00 Min
- It's Possible ... Mobile – Patient Orientation **WBT** – 1:00 Min
- It's Possible ... Mobile In-Basket **WBT** – 1:00 Min
- It's Possible ... Mobile Media Capture **WBT** – 1:30 Min
- It's Possible ... Mobile Personalization **WBT** – 1:30 Min
- It's Possible ... Provider Finder **WBT** – 1:00 Min
- It's Possible ... Secure Chat **WBT** – 2:00 Min
- It's Possible ... Setting Availability in Secure Chat **WBT** – 1:30 Min
- It's Possible ... Video Visits **WBT** – 3:30 Min
- Activating Patients for MyChart **WBT** – 5:00 Min
- Granting Proxy Access to MyChart **WBT** – 3:30 Min
- Overview of MyChart **WBT** – 7:00 Min
- Telemedicine Provider Video Visit **Video**
- Telemedicine Video Visit (Full Demo) **Video**
- Mobile Tools for Surgeons **WBT** – 1:30 Min
- Top Ten Tips During Covid-19 **WBT** – 2:30 Min
- Customizing Patient Lists and the Schedule **WBT** – 1:00 Min
- It's Possible ... Dictate Later **WBT** – 1:00 Min
- It's Possible ... Getting Up to Speed from the Schedule **WBT** – 1:00 Min
- Using Patient Review Activities **WBT** – 2:30 Min
- Review Results **WBT** – 3:30 Min
- Review and Create Notes **WBT** – 3:30 Min
- Using Simple Dictation in Haiku **WBT** – 2:30 Min
- Ordering in Haiku on iOS and Canto **WBT** – 4:00 Min
- Communicating with Staff and Patients **WBT** – 9:00 Min
- Reviewing Orders-Related Messages **WBT** – 3:30 Min
- Using Patient Manager Activities **WBT** – 4:30 Min
  
- **Provider Technology Remote VILT** – 2:30 Hours
  
- File Professional Charges **WBT** – 4:00 Min
- Communicating via Telemedicine in Canto **WBT** – 4:00 Min

Items Listed in Navy = No Registration Required

Items Listed in Red = Requires Registration

**WBT** = Web Based Training | **VILT** = Virtual Instructor Led Training | **LAB** = Hands-On Labs

# ORTHOPEDIC PROVIDER (OUTPATIENT)

## **TRACK DESCRIPTION:**

*In this learning track, you will learn how to document encounters, place orders, document imaging results. Additional topics included in this lesson are documenting affected body area, documenting injections and prep for procedure. You will also explore the activities in Epic that you will use most often for your job role. After exploring the activities, you will work through the common workflows for your job role using appropriate scenarios and patients.*

## **EXPECTED LEARNER:**

*Orthopedist or Orthopedic Provider*

## REQUIRED TRAINING

**IMPORTANT NOTE:** Classes / Labs noted in **RED** are to be taken in the order they are listed here

- Epic EMR Success **WBT** – 14:00 Min
- Introduction to Epic Training **WBT** – 2:30 Min
- Introduction to Imaging and Procedures **WBT** – 5:00 Min
- Overview of Hyperspace **WBT** – 12:00 Min
- Finding Patient Information **WBT** – 5:00 Min
- Overview of Writing Notes **WBT** – 9:30 Min
- Introduction to the Problem List **WBT** – 8:30 Min
- Introduction to Surgical Specialties **WBT** – 7:30 Min
- Overview of In Basket **WBT** – 7:30 Min
- Office Visit Demonstration **WBT** – 8:00 Min
- Introduction to the Patient History **WBT** – 4:00 Min
- Wrapping Up a Visit **WBT** – 8:00 Min
- EpicCare Ambulatory: Ordering in an Outpatient Context **WBT** – 9:00 Min
- Introduction to Communication Workflows **WBT** – 10:00 Min
- EpicCare Ambulatory: Documenting a Straightforward Visit with Express Lane **WBT** – 4:00 Min

Items Listed in Navy = No Registration Required

Items Listed in Red = Requires Registration

**WBT** = Web Based Training

**VILT** = Virtual Instructor Led Training

**LAB** = Hands-On Labs

## ➤ Orthopedic Provider (Outpatient) **VILT** – 8:00 Hours

- Patient Engagement **WBT** – 2:30 Min
- Introduction to *Decision Support* **WBT** – 3:30 Min
- Introduction to Radar **WBT** – 6:00 Min
- Run and Manage Reports **WBT** – 7:00 Min
- In Basket: Handling Refill Requests **WBT** – 7:00 Min
- In Basket: Telephone Encounters **WBT** – 7:00 Min
- In Basket: Following up on Results Messages **WBT** – 6:00 Min
- Documenting Gender, Sex, and Sexual Orientation **WBT** – 5:00 Min
- Sex, Gender, and Clinical Decision Support **WBT** – 6:30 Min

## ➤ Orthopaedic Provider User Settings **Lab** – 3:30 Hours

- It's Possible ... Epic Voice Assistance (Hey, Epic) **WBT** – 2:00 Min
- It's Possible ... Mobile – Patient Orientation **WBT** – 1:00 Min
- It's Possible ... Mobile In-Basket **WBT** – 1:00 Min
- It's Possible ... Mobile Media Capture **WBT** – 1:30 Min
- It's Possible ... Mobile Personalization **WBT** – 1:30 Min
- It's Possible ... Provider Finder **WBT** – 1:00 Min
- It's Possible ... Secure Chat **WBT** – 2:00 Min
- It's Possible ... Setting Availability in Secure Chat **WBT** – 1:30 Min
- It's Possible ... Video Visits **WBT** – 3:30 Min
- Activating Patients for MyChart **WBT** – 5:00 Min
- Granting Proxy Access to MyChart **WBT** – 3:30 Min
- Overview of MyChart **WBT** – 7:00 Min
- Telemedicine Provider Video Visit **Video**
- Telemedicine Video Visit (Full Demo) **Video**
- Mobile Tools for Surgeons **WBT** – 1:30 Min
- Top Ten Tips During Covid-19 **WBT** – 2:30 Min
- Customizing Patient Lists and the Schedule **WBT** – 1:00 Min
- It's Possible ... Dictate Later **WBT** – 1:00 Min
- It's Possible ... Getting Up to Speed from the Schedule **WBT** – 1:00 Min
- Using Patient Review Activities **WBT** – 2:30 Min
- Review Results **WBT** – 3:30 Min
- Review and Create Notes **WBT** – 3:30 Min

Items Listed in Navy = No Registration Required

Items Listed in Red = Requires Registration

**WBT** = Web Based Training

**VILT** = Virtual Instructor Led Training

**LAB** = Hands-On Labs



- Using Simple Dictation in Haiku **WBT** – 2:30 Min
- Ordering in Haiku on iOS and Canto **WBT** – 4:00 Min
- Communicating with Staff and Patients **WBT** – 9:00 Min
- Reviewing Orders-Related Messages **WBT** – 3:30 Min
- Using Patient Manager Activities **WBT** – 4:30 Min
- **Provider Technology Remote VILT** – 2:30 Hours
- File Professional Charges **WBT** – 4:00 Min
- Communicating via Telemedicine in Canto **WBT** – 4:00 Min

Items Listed in Navy = No Registration Required

Items Listed in Red = Requires Registration

**WBT** = Web Based Training | **VILT** = Virtual Instructor Led Training | **LAB** = Hands-On Labs

# PATHOLOGIST (INPATIENT)

## **TRACK DESCRIPTION:**

*In this learning track, you will learn about the Pathology workflows in Epic.*

## **EXPECTED LEARNER:**

*Pathologist (Inpatient), Gross Assistant (Inpatient)*

## REQUIRED TRAINING

**IMPORTANT NOTE:** Classes / Labs noted in **RED** are to be taken in the order they are listed here

- Introduction to *Epic* Training **WBT** – 2:30 Min
- Overview of Hyperspace **WBT** – 12:00 Min
- Introduction to the Problem List **WBT** – 8:30 Min
- Overview of *In Basket* **WBT** – 7:30 Min
- Navigating the Outstanding List **WBT** – 4:00 Min
- Overview of Beaker Anatomic Pathology **WBT** – 6:30 Min
- Building a Histology Case **WBT** – 3:30 Min
- Resulting and Signing out a Case **WBT** – 5:30 Min
- Finding Information in Case Inquiry **WBT** – 2:30 Min
- Documenting Case QA and Correlation **WBT** – 4:30 Min
  
- **Pathologist (Inpatient) VILT – 4:00 Hours**
  
- Introduction to Radar **WBT** – 6:00 Min
- Run and Manage Reports **WBT** – 7:00 Min
- In Basket: Following up on Results Messages **WBT** – 6:00 Min
- Documenting Gender, Sex, and Sexual Orientation **WBT** – 5:00 Min
- Sex, Gender, and Clinical Decision Support **WBT** – 6:30 Min
  
- **Pathologist User Settings Lab – 3:30 Hours**

Items Listed in Navy = No Registration Required

Items Listed in Red = Requires Registration

**WBT** = Web Based Training | **VILT** = Virtual Instructor Led Training | **LAB** = Hands-On Labs

- It's Possible ... Epic Voice Assistance (Hey, Epic) **WBT** – 2:00 Min
- It's Possible ... Mobile – Patient Orientation **WBT** – 1:00 Min
- It's Possible ... Mobile In-Basket **WBT** – 1:00 Min
- It's Possible ... Mobile Media Capture **WBT** – 1:30 Min
- It's Possible ... Mobile Personalization **WBT** – 1:30 Min
- It's Possible ... Provider Finder **WBT** – 1:00 Min
- It's Possible ... Secure Chat **WBT** – 2:00 Min
- It's Possible ... Setting Availability in Secure Chat **WBT** – 1:30 Min
- It's Possible ... Video Visits **WBT** – 3:30 Min
- Activating Patients for MyChart **WBT** – 5:00 Min
- Granting Proxy Access to MyChart **WBT** – 3:30 Min
- Overview of MyChart **WBT** – 7:00 Min
- Telemedicine Provider Video Visit **Video**
- Telemedicine Video Visit (Full Demo) **Video**
- Mobile Tools for Surgeons **WBT** – 1:30 Min
- Top Ten Tips During Covid-19 **WBT** – 2:30 Min
- Customizing Patient Lists and the Schedule **WBT** – 1:00 Min
- It's Possible ... Dictate Later **WBT** – 1:00 Min
- It's Possible ... Getting Up to Speed from the Schedule **WBT** – 1:00 Min
- Using Patient Review Activities **WBT** – 2:30 Min
- Review Results **WBT** – 3:30 Min
- Review and Create Notes **WBT** – 3:30 Min
- Using Simple Dictation in Haiku **WBT** – 2:30 Min
- Ordering in Haiku on iOS and Canto **WBT** – 4:00 Min
- Communicating with Staff and Patients **WBT** – 9:00 Min
- Reviewing Orders-Related Messages **WBT** – 3:30 Min
- Using Patient Manager Activities **WBT** – 4:30 Min
  
- **Provider Technology Remote VILT** – 2:30 Hours
  
- File Professional Charges **WBT** – 4:00 Min
- Communicating via Telemedicine in Canto **WBT** – 4:00 Min

Items Listed in Navy = No Registration Required

Items Listed in Red = Requires Registration

**WBT** = Web Based Training | **VILT** = Virtual Instructor Led Training | **LAB** = Hands-On Labs

# PEDIATRICIAN – (INPATIENT)

## TRACK DESCRIPTION:

*In this learning track, the End User will be guided through the day in life of an Inpatient Pediatric Provider. We will cover a variety of workflows such as Admission, Rounding, Transfers, Discharging, Placing Orders, Problem Oriented Charting, Notes and Medication Reconciliation. Other topics include In Basket, Secure Chat & Care Everywhere.*

## EXPECTED LEARNER:

*Pediatrician*

## REQUIRED TRAINING

**IMPORTANT NOTE:** Classes / Labs noted in **RED** are to be taken in the order they are listed here

- Epic EMR Success **WBT** – 14:00 Min
- Introduction to Epic Training **WBT** – 2:30 Min
- Overview of Hyperspace **WBT** – 12:00 Min
- Finding Patient Information **WBT** – 5:00 Min
- Overview of Writing Notes **WBT** – 9:30 Min
- Introduction to the Problem List **WBT** – 8:30 Min
- Overview of In Basket **WBT** – 7:30 Min
- Overview of Transfer Center for Physicians **WBT** – 4:00 Min
- EpicCare Inpatient: Finding Patient Information **WBT** – 6:00 Min
- EpicCare Inpatient: Problem List **WBT** – 4:00 Min
- EpicCare Inpatient: Using In Basket **WBT** – 7:30 Min
- EpicCare Inpatient: Medication Reconciliation **WBT** – 11:30 Min
- EpicCare Inpatient: Managing Orders **WBT** – 9:00 Min
- EpicCare Inpatient: Phases of Care **WBT** – 6:00 Min
- EpicCare Inpatient: Writing Notes **WBT** – 3:00 Min
- Problem-Oriented Charting **WBT** – 6:00 Min
- It's Possible ... Personalizing Notes **WBT** – 1:00 Min
- It's Possible ... Secure Chat **WBT** – 2:00 Min
- **Pediatrician (Inpatient) VILT – 4:30 Hours**

Items Listed in Navy = No Registration Required

Items Listed in Red = Requires Registration

**WBT** = Web Based Training | **VILT** = Virtual Instructor Led Training | **LAB** = Hands-On Labs

- Patient Engagement **WBT** – 2:30 Min
- Introduction to *Decision Support* **WBT** – 3:30 Min
- Introduction to Radar **WBT** – 6:00 Min
- Run and Manage Reports **WBT** – 7:00 Min
- Documenting Gender, Sex, and Sexual Orientation **WBT** – 5:00 Min
- Sex, Gender, and Clinical Decision Support **WBT** – 6:30 Min
- **EpicCare Inpatient Provider User Settings Lab – 3:30 Hours**
- It's Possible ... Epic Voice Assistance (Hey, Epic) **WBT** – 2:00 Min
- It's Possible ... Mobile – Patient Orientation **WBT** – 1:00 Min
- It's Possible ... Mobile In-Basket **WBT** – 1:00 Min
- It's Possible ... Mobile Media Capture **WBT** – 1:30 Min
- It's Possible ... Mobile Personalization **WBT** – 1:30 Min
- It's Possible ... Provider Finder **WBT** – 1:00 Min
- It's Possible ... Secure Chat **WBT** – 2:00 Min
- It's Possible ... Setting Availability in Secure Chat **WBT** – 1:30 Min
- It's Possible ... Video Visits **WBT** – 3:30 Min
- Activating Patients for MyChart **WBT** – 5:00 Min
- Granting Proxy Access to MyChart **WBT** – 3:30 Min
- Overview of MyChart **WBT** – 7:00 Min
- Telemedicine Provider Video Visit **Video**
- Telemedicine Video Visit (Full Demo) **Video**
- Mobile Tools for Surgeons **WBT** – 1:30 Min
- Top Ten Tips During Covid-19 **WBT** – 2:30 Min
- Customizing Patient Lists and the Schedule **WBT** – 1:00 Min
- It's Possible ... Dictate Later **WBT** – 1:00 Min
- It's Possible ... Getting Up to Speed from the Schedule **WBT** – 1:00 Min
- Using Patient Review Activities **WBT** – 2:30 Min
- Review Results **WBT** – 3:30 Min
- Review and Create Notes **WBT** – 3:30 Min
- Using Simple Dictation in Haiku **WBT** – 2:30 Min
- Ordering in Haiku on iOS and Canto **WBT** – 4:00 Min
- Communicating with Staff and Patients **WBT** – 9:00 Min
- Reviewing Orders-Related Messages **WBT** – 3:30 Min
- Using Patient Manager Activities **WBT** – 4:30 Min

Items Listed in Navy = No Registration Required

Items Listed in Red = Requires Registration

**WBT** = Web Based Training | **VILT** = Virtual Instructor Led Training | **LAB** = Hands-On Labs

- **Provider Technology Remote VILT – 2:30 Hours**
- File Professional Charges **WBT – 4:00 Min**
- Communicating via Telemedicine in Canto **WBT – 4:00 Min**

Items Listed in Navy = No Registration Required

Items Listed in Red = Requires Registration

**WBT** = Web Based Training | **VILT** = Virtual Instructor Led Training | **LAB** = Hands-On Labs

# PEDIATRICIAN (OUTPATIENT)

## **TRACK DESCRIPTION:**

*This learning track is designed for the Pediatric Provider including Physicians (MD, DO), Physician's Assistant (PA), Advanced Practice Nurse (APN), and Nurse Practitioner (NP). In this course the pediatric end user will be guided through several patient visits including standard office visit, express lane visit and procedure visit in Epic. The end user will learn about tools such as preference lists, favorites, smart sets and personalization to improve the speed and accuracy of documentation. The end user will also be instructed in use of the InBasket and Care Everywhere.*

## **EXPECTED LEARNER:**

*Pediatrician (Outpatient)*

## REQUIRED TRAINING

**IMPORTANT NOTE:** Classes / Labs noted in **RED** are to be taken in the order they are listed here

- Epic EMR Success **WBT** – 14:00 Min
- Introduction to Epic Training **WBT** – 2:30 Min
- Overview of Hyperspace **WBT** – 12:00 Min
- Finding Patient Information **WBT** – 5:00 Min
- Overview of Writing Notes **WBT** – 9:30 Min
- Introduction to the Problem List **WBT** – 8:30 Min
- Overview of In Basket **WBT** – 7:30 Min
- Office Visit Demonstration **WBT** – 8:00 Min
- Introduction to the Patient History **WBT** – 4:00 Min
- Wrapping Up a Visit **WBT** – 8:00 Min
- EpicCare Ambulatory: Ordering in an Outpatient Context **WBT** – 9:00 Min
- EpicCare Ambulatory: Writing Notes for Office Visits **WBT** – 10:00 Min
- Introduction to Communication Workflows **WBT** – 10:00 Min
- EpicCare Ambulatory: Documenting a Straightforward Visit with Express Lane **WBT** – 4:00 Min

Items Listed in Navy = No Registration Required

Items Listed in Red = Requires Registration

**WBT** = Web Based Training | **VILT** = Virtual Instructor Led Training | **LAB** = Hands-On Labs

➤ **Pediatrician (Outpatient) VILT – 5:00 Hours**

- Patient Engagement **WBT** – 2:30 Min
- Introduction to *Decision Support* **WBT** – 3:30 Min
- Introduction to Radar **WBT** – 6:00 Min
- Run and Manage Reports **WBT** – 7:00 Min
- In Basket: Handling Refill Requests **WBT** – 7:00 Min
- In Basket: Telephone Encounters **WBT** – 7:00 Min
- In Basket: Following up on Results Messages **WBT** – 6:00 Min
- Documenting Gender, Sex, and Sexual Orientation **WBT** – 5:00 Min
- Sex, Gender, and Clinical Decision Support **WBT** – 6:30 Min

➤ **EpicCare Ambulatory Provider User Settings Lab – 3:30 Hours**

- It's Possible ... Epic Voice Assistance (Hey, Epic) **WBT** – 2:00 Min
- It's Possible ... Mobile – Patient Orientation **WBT** – 1:00 Min
- It's Possible ... Mobile In-Basket **WBT** – 1:00 Min
- It's Possible ... Mobile Media Capture **WBT** – 1:30 Min
- It's Possible ... Mobile Personalization **WBT** – 1:30 Min
- It's Possible ... Provider Finder **WBT** – 1:00 Min
- It's Possible ... Secure Chat **WBT** – 2:00 Min
- It's Possible ... Setting Availability in Secure Chat **WBT** – 1:30 Min
- It's Possible ... Video Visits **WBT** – 3:30 Min
- Activating Patients for MyChart **WBT** – 5:00 Min
- Granting Proxy Access to MyChart **WBT** – 3:30 Min
- Overview of MyChart **WBT** – 7:00 Min
- Telemedicine Provider Video Visit **Video**
- Telemedicine Video Visit (Full Demo) **Video**
- Mobile Tools for Surgeons **WBT** – 1:30 Min
- Top Ten Tips During Covid-19 **WBT** – 2:30 Min
- Customizing Patient Lists and the Schedule **WBT** – 1:00 Min
- It's Possible ... Dictate Later **WBT** – 1:00 Min
- It's Possible ... Getting Up to Speed from the Schedule **WBT** – 1:00 Min
- Using Patient Review Activities **WBT** – 2:30 Min
- Review Results **WBT** – 3:30 Min

Items Listed in Navy = No Registration Required

Items Listed in Red = Requires Registration

**WBT** = Web Based Training | **VILT** = Virtual Instructor Led Training | **LAB** = Hands-On Labs



- Review and Create Notes **WBT** – 3:30 Min
- Using Simple Dictation in Haiku **WBT** – 2:30 Min
- Ordering in Haiku on iOS and Canto **WBT** – 4:00 Min
- Communicating with Staff and Patients **WBT** – 9:00 Min
- Reviewing Orders-Related Messages **WBT** – 3:30 Min
- Using Patient Manager Activities **WBT** – 4:30 Min
  
- **Provider Technology Remote VILT** – 2:30 Hours
  
- File Professional Charges **WBT** – 4:00 Min
- Communicating via Telemedicine in Canto **WBT** – 4:00 Min

Items Listed in Navy = No Registration Required

Items Listed in Red = Requires Registration

**WBT** = Web Based Training | **VILT** = Virtual Instructor Led Training | **LAB** = Hands-On Labs

# PEDIATRICIAN CARDIOLOGIST – RWJBH EMPLOYED (OUTPATIENT)

## **TRACK DESCRIPTION:**

*In this track, the End User will learn the RWJBH Pediatric Cardiology Non-Invasive Outpatient resulting workflows.*

## **EXPECTED LEARNER:**

*Pediatrician (Outpatient)*

## REQUIRED TRAINING

**IMPORTANT NOTE:** Classes / Labs noted in **RED** are to be taken in the order they are listed here

- Epic EMR Success **WBT** – 14:00 Min
- Introduction to Epic Training **WBT** – 2:30 Min
- Overview of Hyperspace **WBT** – 12:00 Min
- Finding Patient Information **WBT** – 5:00 Min
- Overview of Writing Notes **WBT** – 9:30 Min
- Introduction to the Problem List **WBT** – 8:30 Min
- Overview of In Basket **WBT** – 7:30 Min
- Office Visit Demonstration **WBT** – 8:00 Min
- Introduction to the Patient History **WBT** – 4:00 Min
- Wrapping Up a Visit **WBT** – 8:00 Min
- EpicCare Ambulatory: Ordering in an Outpatient Context **WBT** – 9:00 Min
- EpicCare Ambulatory: Writing Notes for Office Visits **WBT** – 10:00 Min
- Introduction to Communication Workflows **WBT** – 10:00 Min
- EpicCare Ambulatory: Documenting a Straightforward Visit with Express Lane **WBT** – 4:00 Min
- **Pediatrician (Outpatient) VILT** – 5:00 Hours

Items Listed in Navy = No Registration Required

Items Listed in Red = Requires Registration

**WBT** = Web Based Training | **VILT** = Virtual Instructor Led Training | **LAB** = Hands-On Labs

➤ **Resulting Non-Invasive Cardiology Studies Performed in the Clinic (Outpatient) VILT – 1:00 Hour**

- Patient Engagement **WBT** – 2:30 Min
- Introduction to *Decision Support* **WBT** – 3:30 Min
- Introduction to Radar **WBT** – 6:00 Min
- Run and Manage Reports **WBT** – 7:00 Min
- In Basket: Handling Refill Requests **WBT** – 7:00 Min
- In Basket: Telephone Encounters **WBT** – 7:00 Min
- In Basket: Following up on Results Messages **WBT** – 6:00 Min
- Documenting Gender, Sex, and Sexual Orientation **WBT** – 5:00 Min
- Sex, Gender, and Clinical Decision Support **WBT** – 6:30 Min

➤ **EpicCare Ambulatory Provider User Settings Lab – 3:30 Hours**

- It's Possible ... Epic Voice Assistance (Hey, Epic) **WBT** – 2:00 Min
- It's Possible ... Mobile – Patient Orientation **WBT** – 1:00 Min
- It's Possible ... Mobile In-Basket **WBT** – 1:00 Min
- It's Possible ... Mobile Media Capture **WBT** – 1:30 Min
- It's Possible ... Mobile Personalization **WBT** – 1:30 Min
- It's Possible ... Provider Finder **WBT** – 1:00 Min
- It's Possible ... Secure Chat **WBT** – 2:00 Min
- It's Possible ... Setting Availability in Secure Chat **WBT** – 1:30 Min
- It's Possible ... Video Visits **WBT** – 3:30 Min
- Activating Patients for MyChart **WBT** – 5:00 Min
- Granting Proxy Access to MyChart **WBT** – 3:30 Min
- Overview of MyChart **WBT** – 7:00 Min
- Telemedicine Provider Video Visit **Video**
- Telemedicine Video Visit (Full Demo) **Video**
- Mobile Tools for Surgeons **WBT** – 1:30 Min
- Top Ten Tips During Covid-19 **WBT** – 2:30 Min
- Customizing Patient Lists and the Schedule **WBT** – 1:00 Min
- It's Possible ... Dictate Later **WBT** – 1:00 Min
- It's Possible ... Getting Up to Speed from the Schedule **WBT** – 1:00 Min
- Using Patient Review Activities **WBT** – 2:30 Min
- Review Results **WBT** – 3:30 Min

Items Listed in Navy = No Registration Required

Items Listed in Red = Requires Registration

**WBT** = Web Based Training | **VILT** = Virtual Instructor Led Training | **LAB** = Hands-On Labs

- Review and Create Notes **WBT** – 3:30 Min
- Using Simple Dictation in Haiku **WBT** – 2:30 Min
- Ordering in Haiku on iOS and Canto **WBT** – 4:00 Min
- Communicating with Staff and Patients **WBT** – 9:00 Min
- Reviewing Orders-Related Messages **WBT** – 3:30 Min
- Using Patient Manager Activities **WBT** – 4:30 Min
  
- **Provider Technology Remote VILT** – 2:30 Hours
  
- File Professional Charges **WBT** – 4:00 Min
- Communicating via Telemedicine in Canto **WBT** – 4:00 Min

Items Listed in Navy = No Registration Required

Items Listed in Red = Requires Registration

**WBT** = Web Based Training | **VILT** = Virtual Instructor Led Training | **LAB** = Hands-On Labs

# PEDIATRICIAN ONCOLOGIST (INPATIENT)

## TRACK DESCRIPTION:

*In this track, the Medical Oncologist-Hematologist in the inpatient settings will receive training on Cancer staging, oncology histories and treatment summaries.*

## EXPECTED LEARNER:

*Medical Oncologist-Hematologist*

## REQUIRED TRAINING

**IMPORTANT NOTE:** Classes / Labs noted in **RED** are to be taken in the order they are listed here

- Epic EMR Success **WBT** – 14:00 Min
- Introduction to Epic Training **WBT** – 2:30 Min
- Overview of Hyperspace **WBT** – 12:00 Min
- Finding Patient Information **WBT** – 5:00 Min
- Overview of Writing Notes **WBT** – 9:30 Min
- Introduction to the Problem List **WBT** – 8:30 Min
- Overview of In Basket **WBT** – 7:30 Min
- Overview of Transfer Center for Physicians **WBT** – 4:00 Min
- EpicCare Inpatient: Finding Patient Information **WBT** – 6:00 Min
- EpicCare Inpatient: Problem List **WBT** – 4:00 Min
- EpicCare Inpatient: Using In Basket **WBT** – 7:30 Min
- EpicCare Inpatient: Medication Reconciliation **WBT** – 11:30 Min
- EpicCare Inpatient: Managing Orders **WBT** – 9:00 Min
- EpicCare Inpatient: Phases of Care **WBT** – 6:00 Min
- EpicCare Inpatient: Writing Notes **WBT** – 3:00 Min
- Problem-Oriented Charting **WBT** – 6:00 Min
- It's Possible ... Personalizing Notes **WBT** – 1:00 Min
- It's Possible ... Secure Chat **WBT** – 2:00 Min
  
- **Pediatrician (Inpatient) VILT – 4:30 Hours**
- **Medical Oncologist-Hematologist VILT – 3:00 Hours**
  
- Patient Engagement **WBT** – 2:30 Min

Items Listed in Navy = No Registration Required

Items Listed in Red = Requires Registration

**WBT** = Web Based Training | **VILT** = Virtual Instructor Led Training | **LAB** = Hands-On Labs

- Introduction to *Decision Support* **WBT** – 3:30 Min
- Introduction to Radar **WBT** – 6:00 Min
- Run and Manage Reports **WBT** – 7:00 Min
- Documenting Gender, Sex, and Sexual Orientation **WBT** – 5:00 Min
- Sex, Gender, and Clinical Decision Support **WBT** – 6:30 Min
- **Oncology Provider User Settings Lab** – 3:30 Hours
- It's Possible ... Epic Voice Assistance (Hey, Epic) **WBT** – 2:00 Min
- It's Possible ... Mobile – Patient Orientation **WBT** – 1:00 Min
- It's Possible ... Mobile In-Basket **WBT** – 1:00 Min
- It's Possible ... Mobile Media Capture **WBT** – 1:30 Min
- It's Possible ... Mobile Personalization **WBT** – 1:30 Min
- It's Possible ... Provider Finder **WBT** – 1:00 Min
- It's Possible ... Secure Chat **WBT** – 2:00 Min
- It's Possible ... Setting Availability in Secure Chat **WBT** – 1:30 Min
- It's Possible ... Video Visits **WBT** – 3:30 Min
- Activating Patients for MyChart **WBT** – 5:00 Min
- Granting Proxy Access to MyChart **WBT** – 3:30 Min
- Overview of MyChart **WBT** – 7:00 Min
- Telemedicine Provider Video Visit **Video**
- Telemedicine Video Visit (Full Demo) **Video**
- Mobile Tools for Surgeons **WBT** – 1:30 Min
- Top Ten Tips During Covid-19 **WBT** – 2:30 Min
- Customizing Patient Lists and the Schedule **WBT** – 1:00 Min
- It's Possible ... Dictate Later **WBT** – 1:00 Min
- It's Possible ... Getting Up to Speed from the Schedule **WBT** – 1:00 Min
- Using Patient Review Activities **WBT** – 2:30 Min
- Review Results **WBT** – 3:30 Min
- Review and Create Notes **WBT** – 3:30 Min
- Using Simple Dictation in Haiku **WBT** – 2:30 Min
- Ordering in Haiku on iOS and Canto **WBT** – 4:00 Min
- Communicating with Staff and Patients **WBT** – 9:00 Min
- Reviewing Orders-Related Messages **WBT** – 3:30 Min
- Using Patient Manager Activities **WBT** – 4:30 Min
- **Provider Technology Remote VILT** – 2:30 Hours

Items Listed in Navy = No Registration Required

Items Listed in Red = Requires Registration

**WBT** = Web Based Training | **VILT** = Virtual Instructor Led Training | **LAB** = Hands-On Labs

- File Professional Charges **WBT** – 4:00 Min
- Communicating via Telemedicine in Canto **WBT** – 4:00 Min

Items Listed in Navy = No Registration Required

Items Listed in Red = Requires Registration

**WBT** = Web Based Training | **VILT** = Virtual Instructor Led Training | **LAB** = Hands-On Labs

# PEDIATRICIAN ONCOLOGIST (OUTPATIENT)

## TRACK DESCRIPTION:

*In this track the employed Pediatrician Oncologist who orders chemotherapy in the outpatient setting will receive The Ambulatory Pediatrician Provider VILT. They will then attend Beacon Pediatrician Oncologist Training which will include Cancer Staging, Applying Chemotherapy Regimens, Therapy Plans, Blood Orders, Treatment Plan Modifications and Survivorship.*

## EXPECTED LEARNER:

*Pediatrician Oncologist-Hematologist (Outpatient)*

## REQUIRED TRAINING

**IMPORTANT NOTE:** Classes / Labs noted in **RED** are to be taken in the order they are listed here

- *Epic EMR Success* **WBT** – 14:00 Min
- *Introduction to Epic Training* **WBT** – 2:30 Min
- *Overview of Hyperspace* **WBT** – 12:00 Min
- *Finding Patient Information* **WBT** – 5:00 Min
- *Overview of Writing Notes* **WBT** – 9:30 Min
- *Introduction to the Problem List* **WBT** – 8:30 Min
- *Overview of In Basket* **WBT** – 7:30 Min
- *Office Visit Demonstration* **WBT** – 8:00 Min
- *Introduction to the Patient History* **WBT** – 4:00 Min
- *Wrapping Up a Visit* **WBT** – 8:00 Min
- *EpicCare Ambulatory: Ordering in an Outpatient Context* **WBT** – 9:00 Min
- *EpicCare Ambulatory: Writing Notes for Office Visits* **WBT** – 10:00 Min
- *Introduction to Communication Workflows* **WBT** – 10:00 Min
- *EpicCare Ambulatory: Documenting a Straightforward Visit with Express Lane* **WBT** – 4:00 Min
  
- **Pediatrician (Outpatient) VILT – 5:00 Hours**
  
- *It's Possible ... Care Everywhere* **WBT** – 1:30 Min

Items Listed in Navy = No Registration Required

Items Listed in Red = Requires Registration

**WBT** = Web Based Training | **VILT** = Virtual Instructor Led Training | **LAB** = Hands-On Labs



## ➤ **Pediatrician Oncologist VILT – 3:00 Hours**

- Patient Engagement **WBT** – 2:30 Min
- Introduction to *Decision Support* **WBT** – 3:30 Min
- Introduction to Radar **WBT** – 6:00 Min
- Run and Manage Reports **WBT** – 7:00 Min
- In Basket: Handling Refill Requests **WBT** – 7:00 Min
- In Basket: Telephone Encounters **WBT** – 7:00 Min
- In Basket: Following up on Results Messages **WBT** – 6:00 Min
- Documenting Gender, Sex, and Sexual Orientation **WBT** – 5:00 Min
- Sex, Gender, and Clinical Decision Support **WBT** – 6:30 Min

## ➤ **Oncology Provider User Settings Lab – 3:30 Hours**

- It's Possible ... Epic Voice Assistance (Hey, Epic) **WBT** – 2:00 Min
- It's Possible ... Mobile – Patient Orientation **WBT** – 1:00 Min
- It's Possible ... Mobile In-Basket **WBT** – 1:00 Min
- It's Possible ... Mobile Media Capture **WBT** – 1:30 Min
- It's Possible ... Mobile Personalization **WBT** – 1:30 Min
- It's Possible ... Provider Finder **WBT** – 1:00 Min
- It's Possible ... Secure Chat **WBT** – 2:00 Min
- It's Possible ... Setting Availability in Secure Chat **WBT** – 1:30 Min
- It's Possible ... Video Visits **WBT** – 3:30 Min
- Activating Patients for MyChart **WBT** – 5:00 Min
- Granting Proxy Access to MyChart **WBT** – 3:30 Min
- Overview of MyChart **WBT** – 7:00 Min
- Telemedicine Provider Video Visit **Video**
- Telemedicine Video Visit (Full Demo) **Video**
- Mobile Tools for Surgeons **WBT** – 1:30 Min
- Top Ten Tips During Covid-19 **WBT** – 2:30 Min
- Customizing Patient Lists and the Schedule **WBT** – 1:00 Min
- It's Possible ... Dictate Later **WBT** – 1:00 Min
- It's Possible ... Getting Up to Speed from the Schedule **WBT** – 1:00 Min
- Using Patient Review Activities **WBT** – 2:30 Min
- Review Results **WBT** – 3:30 Min
- Review and Create Notes **WBT** – 3:30 Min

Items Listed in Navy = No Registration Required

Items Listed in Red = Requires Registration

**WBT** = Web Based Training

**VILT** = Virtual Instructor Led Training

**LAB** = Hands-On Labs

- Using Simple Dictation in Haiku **WBT** – 2:30 Min
- Ordering in Haiku on iOS and Canto **WBT** – 4:00 Min
- Communicating with Staff and Patients **WBT** – 9:00 Min
- Reviewing Orders-Related Messages **WBT** – 3:30 Min
- Using Patient Manager Activities **WBT** – 4:30 Min
- **Provider Technology Remote VILT** – 2:30 Hours
- File Professional Charges **WBT** – 4:00 Min
- Communicating via Telemedicine in Canto **WBT** – 4:00 Min

Items Listed in Navy = No Registration Required

Items Listed in Red = Requires Registration

**WBT** = Web Based Training | **VILT** = Virtual Instructor Led Training | **LAB** = Hands-On Labs

# PHARMACIST EPIC COACH (INPATIENT)

## **TRACK DESCRIPTION:**

*This learning track is designed for the Inpatient Pharmacist in which the End User will learn the workflows in Epic – specific to the Inpatient Pharmacist.*

## **EXPECTED LEARNER:**

*Pharmacist (Inpatient)*

## REQUIRED TRAINING

**IMPORTANT NOTE:** Classes / Labs noted in **RED** are to be taken in the order they are listed here

- Overview of Hyperspace in an Inpatient Setting **WBT** – 9:00 Min
- Introduction to Willow Inpatient **WBT** – 9:30 Min
- EpicCare Inpatient: Medication Reconciliation **WBT** – 11:00 Min
- EpicCare Inpatient: Managing Orders **WBT** – 9:00 Min
- Verify Orders **WBT** – 12:30 Min
  
- **Pharmacist Epic Coach (Inpatient) Part 1 VILT – 8:00 Hours**
- **Pharmacist Epic Coach (Inpatient) Part 2 VILT – 8:00 Hours**
  
- Complete Common Pharmacy Tasks **WBT** – 9:00 Min
- Administering Medications on the MAR **WBT** – 5:00 Min
- Advanced Medication Administration on the MAR **WBT** – 11:30 Min
- Documenting IV Fluids and Medication Drips **WBT** – 11:30 Min

Items Listed in Navy = No Registration Required

Items Listed in Red = Requires Registration

**WBT** = Web Based Training | **VILT** = Virtual Instructor Led Training | **LAB** = Hands-On Labs

# PHARMACIST EPIC COACH (OUTPATIENT)

## **TRACK DESCRIPTION:**

*This learning track is designed for the Inpatient Pharmacist in which the End User will learn the workflows in Epic – specific to the Inpatient Pharmacist.*

## **EXPECTED LEARNER:**

*Pharmacist (Inpatient)*

## **PREREQUISITE TO THIS TRACK:**

*End Users Must Complete one of the following prior to attending the Pharmacist Epic Coach (Outpatient) Track.*

- Pharmacist – Retail With Inventory (Outpatient)
- Pharmacist – Retail Without Inventory (Outpatient)

## REQUIRED TRAINING

**IMPORTANT NOTE:** Classes / Labs noted in **RED** are to be taken in the order they are listed here

- Outpatient Pharmacist Epic Coach **VILT** – 2:00 Hours

# PHARMACIST (INPATIENT)

## TRACK DESCRIPTION:

*This learning track is designed for the Inpatient Pharmacist in which the End User will learn the workflows in Epic – specific to the Inpatient Pharmacist.*

## EXPECTED LEARNER:

*Pharmacist (Inpatient)*

## REQUIRED TRAINING

**IMPORTANT NOTE:** Classes / Labs noted in **RED** are to be taken in the order they are listed here

- Overview of Hyperspace in an Inpatient Setting **WBT** – 9:00 Min
- Introduction to Willow Inpatient **WBT** – 9:30 Min
- EpicCare Inpatient: Medication Reconciliation **WBT** – 11:00 Min
- EpicCare Inpatient: Managing Orders **WBT** – 9:00 Min
- Verify Orders **WBT** – 12:30 Min
  
- **Pharmacist (Inpatient) Part 1 VILT** – 8:00 Hours
- **Pharmacist (Inpatient) Part 2 VILT** – 8:00 Hours
- **Inpatient Pharmacist User Settings Lab** – 3:30 Hours
  
- Complete Common Pharmacy Tasks **WBT** – 9:00 Min
- Administering Medications on the MAR **WBT** – 5:00 Min
- Advanced Medication Administration on the MAR **WBT** – 11:30 Min
- Documenting IV Fluids and Medication Drips **WBT** – 11:30 Min
- Overview of Reporting **WBT** – 4:00 Min
- Run and Manage Reports **WBT** – 7:00 Min
- Modifying the Search Criteria of a Report **WBT** – 9:00 Min
- Introduction to Radar **WBT** – 6:00 Min
- Create a New View of a Radar Dashboard **WBT** – 7:00 Min
- It's Possible ... Epic Voice Assistance (Hey, Epic) **WBT** – 2:00 Min
- It's Possible ... Mobile – Patient Orientation **WBT** – 1:00 Min

Items Listed in Navy = No Registration Required

Items Listed in Red = Requires Registration

**WBT** = Web Based Training | **VILT** = Virtual Instructor Led Training | **LAB** = Hands-On Labs

- It's Possible ... Mobile In-Basket **WBT** – 1:00 Min
- It's Possible ... Mobile Media Capture **WBT** – 1:30 Min
- It's Possible ... Mobile Personalization **WBT** – 1:30 Min
- It's Possible ... Provider Finder **WBT** – 1:00 Min
- It's Possible ... Secure Chat **WBT** – 2:00 Min
- It's Possible ... Setting Availability in Secure Chat **WBT** – 1:30 Min
- It's Possible ... Video Visits **WBT** – 3:30 Min
- Activating Patients for MyChart **WBT** – 5:00 Min
- Granting Proxy Access to MyChart **WBT** – 3:30 Min
- Overview of MyChart **WBT** – 7:00 Min
- Telemedicine Provider Video Visit **Video**
- Telemedicine Video Visit (Full Demo) **Video**
- Mobile Tools for Surgeons **WBT** – 1:30 Min
- Top Ten Tips During Covid-19 **WBT** – 2:30 Min
- Customizing Patient Lists and the Schedule **WBT** – 1:00 Min
- It's Possible ... Dictate Later **WBT** – 1:00 Min
- It's Possible ... Getting Up to Speed from the Schedule **WBT** – 1:00 Min
- Using Patient Review Activities **WBT** – 2:30 Min
- Review Results **WBT** – 3:30 Min
- Review and Create Notes **WBT** – 3:30 Min
- Using Simple Dictation in Haiku **WBT** – 2:30 Min
- Ordering in Haiku on iOS and Canto **WBT** – 4:00 Min
- Communicating with Staff and Patients **WBT** – 9:00 Min
- Reviewing Orders-Related Messages **WBT** – 3:30 Min
- Using Patient Manager Activities **WBT** – 4:30 Min
  
- **Provider Technology Remote VILT** – 2:30 Hours
  
- File Professional Charges **WBT** – 4:00 Min
- Communicating via Telemedicine in Canto **WBT** – 4:00 Min

Items Listed in Navy = No Registration Required

Items Listed in Red = Requires Registration

**WBT** = Web Based Training | **VILT** = Virtual Instructor Led Training | **LAB** = Hands-On Labs

# PHARMACIST – RETAIL OUTPATIENT WITH INVENTORY

## TRACK DESCRIPTION:

*In this class end users will start off by getting familiar with Home page in Willow Ambulatory and How prescriptions flow with Workqueues. Users will learn end to end workflows from drop off window to pick up, which includes Drop off, electronic prescriptions, medication interaction warnings, adjudication, Insurance rejects and routing, filling, Verification and Finally Point of Sale. In addition, End Users will also be taught on processing refills workflows, new patient registration, entering paper prescriptions, Discontinuing/Transferring prescriptions, and Meds to Beds Workflows.*

## EXPECTED LEARNER:

*Pharmacist (Outpatient)*

## REQUIRED TRAINING

**IMPORTANT NOTE:** Classes / Labs noted in **RED** are to be taken in the order they are listed here

- Review New Electronic Prescriptions **WBT** – 4:30 Min
- Verify Fills **WBT** – 3:30 Min
- Convert Prescriptions **WBT** – 6:30 Min
- Introduction of Willow Inventory for Willow Ambulatory **WBT** – 10:00 Min
- Overview of MyChart **WBT** – 7:30 Min
- It's Possible ... Secure Chat **WBT**- 2:00 Min
- It's Possible ... Point of Sale for Outpatient Pharmacies **WBT** – 1:30 Min
  
- **Retail Pharmacist (Outpatient) Part 1 VILT – 9:00 Hours**
- **Retail Pharmacist (Outpatient) Part 2 VILT – 3:00 Hours**
- **Outpatient Pharmacy Inventory VILT SU– 2:00 Hours**
  
- It's Possible ... Epic Voice Assistance (Hey, Epic) **WBT** – 2:00 Min
- It's Possible ... Mobile – Patient Orientation **WBT** – 1:00 Min
- It's Possible ... Mobile In-Basket **WBT** – 1:00 Min

Items Listed in Navy = No Registration Required

Items Listed in Red = Requires Registration

**WBT** = Web Based Training | **VILT** = Virtual Instructor Led Training | **LAB** = Hands-On Labs

- It's Possible ... Mobile Media Capture **WBT** – 1:30 Min
- It's Possible ... Mobile Personalization **WBT** – 1:30 Min
- It's Possible ... Provider Finder **WBT** – 1:00 Min
- It's Possible ... Secure Chat **WBT** – 2:00 Min
- It's Possible ... Setting Availability in Secure Chat **WBT** – 1:30 Min
- It's Possible ... Video Visits **WBT** – 3:30 Min
- Activating Patients for MyChart **WBT** – 5:00 Min
- Granting Proxy Access to MyChart **WBT** – 3:30 Min
- Overview of MyChart **WBT** – 7:00 Min
- Telemedicine Provider Video Visit **Video**
- Telemedicine Video Visit (Full Demo) **Video**
- Mobile Tools for Surgeons **WBT** – 1:30 Min
- Top Ten Tips During Covid-19 **WBT** – 2:30 Min
- Customizing Patient Lists and the Schedule **WBT** – 1:00 Min
- It's Possible ... Dictate Later **WBT** – 1:00 Min
- It's Possible ... Getting Up to Speed from the Schedule **WBT** – 1:00 Min
- Using Patient Review Activities **WBT** – 2:30 Min
- Review Results **WBT** – 3:30 Min
- Review and Create Notes **WBT** – 3:30 Min
- Using Simple Dictation in Haiku **WBT** – 2:30 Min
- Ordering in Haiku on iOS and Canto **WBT** – 4:00 Min
- Communicating with Staff and Patients **WBT** – 9:00 Min
- Reviewing Orders-Related Messages **WBT** – 3:30 Min
- Using Patient Manager Activities **WBT** – 4:30 Min
  
- **Provider Technology Remote VILT** – 2:30 Hours
  
- File Professional Charges **WBT** – 4:00 Min
- Communicating via Telemedicine in Canto **WBT** – 4:00 Min

Items Listed in Navy = No Registration Required

Items Listed in Red = Requires Registration

**WBT** = Web Based Training | **VILT** = Virtual Instructor Led Training | **LAB** = Hands-On Labs



# PHARMACIST – RETAIL OUTPATIENT WITHOUT INVENTORY

## **TRACK DESCRIPTION:**

*In this class end users will start off by getting familiar with Home page in Willow Ambulatory and How prescriptions flow with Workqueues. Users will learn end to end workflows from drop off window to pick up, which includes Drop off, electronic prescriptions, medication interaction warnings, adjudication, Insurance rejects and routing, filling, Verification and Finally Point of Sale. In addition, End Users will also be taught on processing refills workflows, new patient registration, entering paper prescriptions, Discontinuing/Transferring prescriptions, and Meds to Beds Workflows.*

## **EXPECTED LEARNER:**

*Pharmacist (Outpatient)*

## REQUIRED TRAINING

**IMPORTANT NOTE:** Classes / Labs noted in **RED** are to be taken in the order they are listed here

- Review New Electronic Prescriptions **WBT** – 4:30 Min
- Verify Fills **WBT** – 3:30 Min
- Convert Prescriptions **WBT** – 6:30 Min
- Introduction of Willow Inventory for Willow Ambulatory **WBT** – 10:00 Min
- Overview of MyChart **WBT** – 7:30 Min
- It's Possible ... Secure Chat **WBT**- 2:00 Min
- It's Possible ... Point of Sale for Outpatient Pharmacies **WBT** – 1:30 Min
  
- **Retail Pharmacist (Outpatient) Part 1 VILT** – 9:00 Hours
- **Retail Pharmacist (Outpatient) Part 2 VILT** – 3:00 Hours
  
- It's Possible ... Epic Voice Assistance (Hey, Epic) **WBT** – 2:00 Min
- It's Possible ... Mobile – Patient Orientation **WBT** – 1:00 Min
- It's Possible ... Mobile In-Basket **WBT** – 1:00 Min
- It's Possible ... Mobile Media Capture **WBT** – 1:30 Min
- It's Possible ... Mobile Personalization **WBT** – 1:30 Min

Items Listed in Navy = No Registration Required

Items Listed in Red = Requires Registration

**WBT** = Web Based Training | **VILT** = Virtual Instructor Led Training | **LAB** = Hands-On Labs

- It's Possible ... Provider Finder **WBT** – 1:00 Min
- It's Possible ... Secure Chat **WBT** – 2:00 Min
- It's Possible ... Setting Availability in Secure Chat **WBT** – 1:30 Min
- It's Possible ... Video Visits **WBT** – 3:30 Min
- Activating Patients for MyChart **WBT** – 5:00 Min
- Granting Proxy Access to MyChart **WBT** – 3:30 Min
- Overview of MyChart **WBT** – 7:00 Min
- Telemedicine Provider Video Visit **Video**
- Telemedicine Video Visit (Full Demo) **Video**
- Mobile Tools for Surgeons **WBT** – 1:30 Min
- Top Ten Tips During Covid-19 **WBT** – 2:30 Min
- Customizing Patient Lists and the Schedule **WBT** – 1:00 Min
- It's Possible ... Dictate Later **WBT** – 1:00 Min
- It's Possible ... Getting Up to Speed from the Schedule **WBT** – 1:00 Min
- Using Patient Review Activities **WBT** – 2:30 Min
- Review Results **WBT** – 3:30 Min
- Review and Create Notes **WBT** – 3:30 Min
- Using Simple Dictation in Haiku **WBT** – 2:30 Min
- Ordering in Haiku on iOS and Canto **WBT** – 4:00 Min
- Communicating with Staff and Patients **WBT** – 9:00 Min
- Reviewing Orders-Related Messages **WBT** – 3:30 Min
- Using Patient Manager Activities **WBT** – 4:30 Min
  
- **Provider Technology Remote VILT** – 2:30 Hours
  
- File Professional Charges **WBT** – 4:00 Min
- Communicating via Telemedicine in Canto **WBT** – 4:00 Min

Items Listed in Navy = No Registration Required

Items Listed in Red = Requires Registration

**WBT** = Web Based Training | **VILT** = Virtual Instructor Led Training | **LAB** = Hands-On Labs

# PHARMACY MANAGER (INPATIENT)

## TRACK DESCRIPTION:

*This learning track is designed for the Inpatient Pharmacist in which the End User will learn the workflows in Epic – specific to the Inpatient Pharmacist.*

## EXPECTED LEARNER:

*Pharmacist (Inpatient)*

## REQUIRED TRAINING

**IMPORTANT NOTE:** Classes / Labs noted in **RED** are to be taken in the order they are listed here

- Overview of Hyperspace in an Inpatient Setting **WBT** – 9:00 Min
- Introduction to Willow Inpatient **WBT** – 9:30 Min
- EpicCare Inpatient: Medication Reconciliation **WBT** – 11:00 Min
- EpicCare Inpatient: Managing Orders **WBT** – 9:00 Min
- Verify Orders **WBT** – 12:30 Min
  
- **Pharmacist (Inpatient) Part 1 VILT – 8:00 Hours**
- **Pharmacist (Inpatient) Part 2 VILT – 8:00 Hours**
  
- Complete Common Pharmacy Tasks **WBT** – 9:00 Min
- Administering Medications on the MAR **WBT** – 5:00 Min
- Advanced Medication Administration on the MAR **WBT** – 11:30 Min
- Documenting IV Fluids and Medication Drips **WBT** – 11:30 Min
- Overview of Hyperspace for Revenue and Access Products **WBT** – 11:30 Min
- Overview of the Resolute Hospital Billing Revenue Cycle **WBT** – 6:00 Min
- Overview of the Enterprise Encounter Charge Reconciliation **Report WBT** – 4:30 Min
- Account Maintenance for Clinical Department Managers **WBT** – 7:30 Min
- Run and Manage Reports **WBT** – 7:00 Min
  
- **HB Clinical Department Manager VILT – 4:00 Hours**
- **Inpatient Pharmacist User Settings Lab – 3:30 Hours**

Items Listed in Navy = No Registration Required

Items Listed in Red = Requires Registration

**WBT** = Web Based Training | **VILT** = Virtual Instructor Led Training | **LAB** = Hands-On Labs

- It's Possible ... Epic Voice Assistance (Hey, Epic) **WBT** – 2:00 Min
- It's Possible ... Mobile – Patient Orientation **WBT** – 1:00 Min
- It's Possible ... Mobile In-Basket **WBT** – 1:00 Min
- It's Possible ... Mobile Media Capture **WBT** – 1:30 Min
- It's Possible ... Mobile Personalization **WBT** – 1:30 Min
- It's Possible ... Provider Finder **WBT** – 1:00 Min
- It's Possible ... Secure Chat **WBT** – 2:00 Min
- It's Possible ... Setting Availability in Secure Chat **WBT** – 1:30 Min
- It's Possible ... Video Visits **WBT** – 3:30 Min
- Activating Patients for MyChart **WBT** – 5:00 Min
- Granting Proxy Access to MyChart **WBT** – 3:30 Min
- Overview of MyChart **WBT** – 7:00 Min
- Telemedicine Provider Video Visit **Video**
- Telemedicine Video Visit (Full Demo) **Video**
- Mobile Tools for Surgeons **WBT** – 1:30 Min
- Top Ten Tips During Covid-19 **WBT** – 2:30 Min
- Customizing Patient Lists and the Schedule **WBT** – 1:00 Min
- It's Possible ... Dictate Later **WBT** – 1:00 Min
- It's Possible ... Getting Up to Speed from the Schedule **WBT** – 1:00 Min
- Using Patient Review Activities **WBT** – 2:30 Min
- Review Results **WBT** – 3:30 Min
- Review and Create Notes **WBT** – 3:30 Min
- Using Simple Dictation in Haiku **WBT** – 2:30 Min
- Ordering in Haiku on iOS and Canto **WBT** – 4:00 Min
- Communicating with Staff and Patients **WBT** – 9:00 Min
- Reviewing Orders-Related Messages **WBT** – 3:30 Min
- Using Patient Manager Activities **WBT** – 4:30 Min
  
- **Provider Technology Remote VILT** – 2:30 Hours
  
- File Professional Charges **WBT** – 4:00 Min
- Communicating via Telemedicine in Canto **WBT** – 4:00 Min

## POST GO-LIVE TRAINING

Items Listed in Navy = No Registration Required

Items Listed in Red = Requires Registration

**WBT** = Web Based Training | **VILT** = Virtual Instructor Led Training | **LAB** = Hands-On Labs

- **HB Revenue Reconciliation Manager LAB – 2:00 Hours**
- 
- Overview of Reporting **WBT – 4:00 Min**
- Run and Manage Reports **WBT – 7:00 Min**
- Modifying the Search Criteria of a Report **WBT – 9:00 Min**
- Introduction to Radar **WBT – 6:00 Min**
- Create a New View of a Radar Dashboard **WBT – 7:00 Min**
- It's Possible... Secure Chat **WBT – 2:00 Min**
  
- **Reporting in Epic (POST GO-LIVE) VILT – 4:30 Hours**
- **Slicer Dicer LAB (Clinical) – 1:00 Hour**

Items Listed in Navy = No Registration Required

Items Listed in Red = Requires Registration

**WBT** = Web Based Training | **VILT** = Virtual Instructor Led Training | **LAB** = Hands-On Labs

# PHYSICIAN EPIC COACH (INPATIENT)

## TRACK DESCRIPTION:

*This track is designed for the Physician Provider who will act as an Epic Coach to other Providers during and after Go-Live. The coach will assist Providers with clinical workflows.*

## PREREQUISITES:

*All Physician Epic Coaches must complete one of the following Provider Training Tracks as a prerequisite to the Physician Epic Coach Training Track:*

- *Dermatologist (Outpatient)*
- *Surgical Provider (Outpatient)*
- *Ambulatory Internal & Family Medicine Provider (Outpatient)*
- *Invasive Cardiologist*
- *Beacon Medical Oncologist-Hematologist (Outpatient)*
- *Non-Invasive Cardiology Provider*
- *Obstetrician Gynecologist*
- *Orthopaedic Surgeon (Outpatient)*
- *Pediatric Oncologist – Hematologist (Outpatient)*
- *Pediatrician (Outpatient)*

## REQUIRED TRAINING

**IMPORTANT NOTE:** Classes / Labs noted in **RED** are to be taken in the order they are listed here

- PB (Power Bites) Ambulatory Quick Wins **WBT** – 10:30 Min
- PB (Power Bites) Ambulatory Orders **WBT** – 11:00 Min
- PB (Power Bites) Review the Chart **WBT** – 11:30 Min
- PB (Power Bites) Phrases, Links, and Texts **WBT** – 11:30 Min
- PB (Power Bites) Notecraft – Lists and Notewriter **WBT** – 14 Min
- PB (Power Bites) In basket **WBT** – 10:30 Min
  
- **Physician Epic Coach (Inpatient) VILT – 1:00 Hour**

Items Listed in Navy = No Registration Required

Items Listed in Red = Requires Registration

**WBT** = Web Based Training | **VILT** = Virtual Instructor Led Training | **LAB** = Hands-On Labs

# PHYSICIAN EPIC COACH (OUTPATIENT)

## TRACK DESCRIPTION:

*This track is designed for the Physician Provider who will act as an Epic Coach to other Providers during and after Go-Live. The coach will assist Providers with clinical workflows.*

## PREREQUISITES:

*All Physician Epic Coaches must complete one of the following Provider Training Tracks as a prerequisite to the Physician Epic Coach Training Track:*

- *Dermatologist (Outpatient)*
- *Internist – Family Medicine*
- *Invasive Cardiology Provider*
- *Beacon Medical Oncologist-Hematologist (Outpatient)*
- *Non-Invasive Cardiology Provider*
- *Obstetrician Gynecologist*
- *Orthopedic Provider (Outpatient)*
- *Pediatric Oncologist – Hematologist (Outpatient)*
- *Pediatrician (Outpatient)*
- *Surgical Provider (Outpatient)*

## REQUIRED TRAINING

**IMPORTANT NOTE:** Classes / Labs noted in **RED** are to be taken in the order they are listed here

- PB (Power Bites) Ambulatory Quick Wins **WBT** – 10:30 Min
- PB (Power Bites) Ambulatory Orders **WBT** – 11:00 Min
- PB (Power Bites) Review the Chart **WBT** – 11:30 Min
- PB (Power Bites) Phrases, Links, and Texts **WBT** – 11:30 Min
- PB (Power Bites) Notecraft – Lists and Notewriter **WBT** – 14 Min
- PB (Power Bites) In basket **WBT** – 10:30 Min
  
- **Physician Epic Coach (Outpatient) VILT – 1:00 Hour**

Items Listed in Navy = No Registration Required

Items Listed in Red = Requires Registration

**WBT** = Web Based Training | **VILT** = Virtual Instructor Led Training | **LAB** = Hands-On Labs

# RADIATION ONCOLOGIST (INPATIENT)

## TRACK DESCRIPTION:

*In this learning track, the Radiation Oncologists in the inpatient/outpatient setting will receive training on documentation, medication reconciliation, treatment planning, order management and other important tasks that can be done efficiently and effectively with Epic. They will also learn what items will be documented within Epic and what items will remain in the Radiation Oncology System*

## EXPECTED LEARNER:

*Radiation Oncologist*

## REQUIRED TRAINING

**IMPORTANT NOTE:** Classes / Labs noted in **RED** are to be taken in the order they are listed here

- *Epic EMR Success* **WBT** – 14:00 Min
- *Introduction to Epic Training* **WBT** – 2:30 Min
- *Overview of Hyperspace* **WBT** – 12:00 Min
- *Finding Patient Information* **WBT** – 5:00 Min
- *Overview of Writing Notes* **WBT** – 9:30 Min
- *Introduction to the Problem List* **WBT** – 8:30 Min
- *Overview of In Basket* **WBT** – 7:30 Min
- *EpicCare Inpatient: Finding Patient Information* **WBT** – 6:00 Min
- *EpicCare Inpatient: Problem List* **WBT** – 4:00 Min
- *EpicCare Inpatient: Writing Notes* **WBT** – 3:00 Min
- *Overview of Transfer Center for Physicians* **WBT** – 4:00 Min
- *EpicCare Inpatient: Medication Reconciliation* **WBT** – 11:30 Min
- *EpicCare Inpatient: Managing Orders* **WBT** – 9:00 Min
- *EpicCare Inpatient: Using In Basket* **WBT** – 7:30 Min
- *EpicCare Inpatient: Phases of Care* **WBT** – 6:00 Min
  
- **Internist VILT** – 4:30 Hours
  
- *Overview of Beacon Treatment Plans* **WBT** – 5:00 Min
- *Overview of Cancer Staging* **WBT** – 4:00 Min

Items Listed in Navy = No Registration Required

Items Listed in Red = Requires Registration

**WBT** = Web Based Training | **VILT** = Virtual Instructor Led Training | **LAB** = Hands-On Labs



- Overview of Therapy Plans **WBT** – 6:30 Min
- **Beacon Radiation Oncologist VILT** – 2:00 Hours
- Patient Engagement **WBT** – 2:30 Min
- Introduction to *Decision Support* **WBT** – 3:30 Min
- Introduction to Radar **WBT** – 6:00 Min
- Run and Manage Reports **WBT** – 7:00 Min
- Documenting Gender, Sex, and Sexual Orientation **WBT** – 5:00 Min
- Sex, Gender, and Clinical Decision Support **WBT** – 6:30 Min
- **Oncology Provider User Settings Lab** – 3:30 Hours
- It's Possible ... Epic Voice Assistance (Hey, Epic) **WBT** – 2:00 Min
- It's Possible ... Mobile – Patient Orientation **WBT** – 1:00 Min
- It's Possible ... Mobile In-Basket **WBT** – 1:00 Min
- It's Possible ... Mobile Media Capture **WBT** – 1:30 Min
- It's Possible ... Mobile Personalization **WBT** – 1:30 Min
- It's Possible ... Provider Finder **WBT** – 1:00 Min
- It's Possible ... Secure Chat **WBT** – 2:00 Min
- It's Possible ... Setting Availability in Secure Chat **WBT** – 1:30 Min
- It's Possible ... Video Visits **WBT** – 3:30 Min
- Activating Patients for MyChart **WBT** – 5:00 Min
- Granting Proxy Access to MyChart **WBT** – 3:30 Min
- Overview of MyChart **WBT** – 7:00 Min
- Telemedicine Provider Video Visit **Video**
- Telemedicine Video Visit (Full Demo) **Video**
- Mobile Tools for Surgeons **WBT** – 1:30 Min
- Top Ten Tips During Covid-19 **WBT** – 2:30 Min
- Customizing Patient Lists and the Schedule **WBT** – 1:00 Min
- It's Possible ... Dictate Later **WBT** – 1:00 Min
- It's Possible ... Getting Up to Speed from the Schedule **WBT** – 1:00 Min
- Using Patient Review Activities **WBT** – 2:30 Min
- Review Results **WBT** – 3:30 Min
- Review and Create Notes **WBT** – 3:30 Min
- Using Simple Dictation in Haiku **WBT** – 2:30 Min
- Ordering in Haiku on iOS and Canto **WBT** – 4:00 Min

Items Listed in Navy = No Registration Required

Items Listed in Red = Requires Registration

**WBT** = Web Based Training | **VILT** = Virtual Instructor Led Training | **LAB** = Hands-On Labs

- Communicating with Staff and Patients **WBT** – 9:00 Min
- Reviewing Orders-Related Messages **WBT** – 3:30 Min
- Using Patient Manager Activities **WBT** – 4:30 Min
- **Provider Technology Remote VILT** – 2:30 Hours
- File Professional Charges **WBT** – 4:00 Min
- Communicating via Telemedicine in Canto **WBT** – 4:00 Min

Items Listed in Navy = No Registration Required

Items Listed in Red = Requires Registration

**WBT** = Web Based Training | **VILT** = Virtual Instructor Led Training | **LAB** = Hands-On Labs

# RADIATION ONCOLOGIST (OUTPATIENT)

## TRACK DESCRIPTION:

*In this learning track, the Radiation Oncologists in the inpatient/outpatient settings will receive training on documentation, medication reconciliation, treatment planning, order management and other important tasks that can be done efficiently and effectively with Epic. They will also learn what items will be documented within Epic and what items will remain in the Radiation Oncology System.*

## EXPECTED LEARNER:

*Radiation Oncologist (Outpatient)*

## REQUIRED TRAINING

**IMPORTANT NOTE:** Classes / Labs noted in **RED** are to be taken in the order they are listed here

- Epic EMR Success **WBT** – 14:00 Min
- Introduction to Epic Training **WBT** – 2:30 Min
- Overview of Hyperspace **WBT** – 12:00 Min
- Finding Patient Information **WBT** – 5:00 Min
- Overview of Writing Notes **WBT** – 9:30 Min
- Introduction to the Problem List **WBT** – 8:30 Min
- Introduction to Surgical Specialties **WBT** – 7:30 Mn
- Overview of In Basket **WBT** – 7:30 Min
- Office Visit Demonstration **WBT** – 8:00 Min
- Introduction to the Patient History **WBT** – 4:00 Min
- Wrapping Up a Visit **WBT** – 8:00 Min
- EpicCare Ambulatory: Writing Notes for Office Visits **WBT** – 10:00 Min
- EpicCare Ambulatory: Ordering in an Outpatient Context **WBT** – 9:00 Min
- Introduction to Communication Workflows **WBT** – 10:00 Min
- EpicCare Ambulatory: Documenting a Straightforward Visit with Express Lane **WBT** – 4:00 Min
- **Ambulatory Internal Medicine & Family Practice Provider (Outpatient) VILT – 5:00 Hours**

Items Listed in Navy = No Registration Required

Items Listed in Red = Requires Registration

**WBT** = Web Based Training | **VILT** = Virtual Instructor Led Training | **LAB** = Hands-On Labs

- Overview of Transfer Center for Physicians **WBT** – 4:00 Min
- Overview of Beacon Treatment Plans **WBT** – 5:00 Min
- Overview of Cancer Staging **WBT** – 4:00 Min
- Overview of Therapy Plans **WBT** – 6:30 Min
  
- **Beacon Radiation Oncologist VILT** – 2:00 Hours
  
- Patient Engagement **WBT** – 2:30 Min
- Introduction to *Decision Support* **WBT** – 3:30 Min
- Introduction to Radar **WBT** – 6:00 Min
- Run and Manage Reports **WBT** – 7:00 Min
- In Basket: Handling Refill Requests **WBT** – 7:00 Min
- In Basket: Telephone Encounters **WBT** – 7:00 Min
- In Basket: Following up on Results Messages **WBT** – 6:00 Min
- Documenting Gender, Sex, and Sexual Orientation **WBT** – 5:00 Min
- Sex, Gender, and Clinical Decision Support **WBT** – 6:30 Min
  
- **Oncology Provider User Settings Lab** – 3:30 Hours
  
- It's Possible ... Epic Voice Assistance (Hey, Epic) **WBT** – 2:00 Min
- It's Possible ... Mobile – Patient Orientation **WBT** – 1:00 Min
- It's Possible ... Mobile In-Basket **WBT** – 1:00 Min
- It's Possible ... Mobile Media Capture **WBT** – 1:30 Min
- It's Possible ... Mobile Personalization **WBT** – 1:30 Min
- It's Possible ... Provider Finder **WBT** – 1:00 Min
- It's Possible ... Secure Chat **WBT** – 2:00 Min
- It's Possible ... Setting Availability in Secure Chat **WBT** – 1:30 Min
- It's Possible ... Video Visits **WBT** – 3:30 Min
- Activating Patients for MyChart **WBT** – 5:00 Min
- Granting Proxy Access to MyChart **WBT** – 3:30 Min
- Overview of MyChart **WBT** – 7:00 Min
- Telemedicine Provider Video Visit **Video**
- Telemedicine Video Visit (Full Demo) **Video**
- Mobile Tools for Surgeons **WBT** – 1:30 Min
- Top Ten Tips During Covid-19 **WBT** – 2:30 Min
- Customizing Patient Lists and the Schedule **WBT** – 1:00 Min

Items Listed in Navy = No Registration Required

Items Listed in Red = Requires Registration

**WBT** = Web Based Training | **VILT** = Virtual Instructor Led Training | **LAB** = Hands-On Labs

- It's Possible ... Dictate Later **WBT**- 1:00 Min
- It's Possible ... Getting Up to Speed from the Schedule **WBT** – 1:00 Min
- Using Patient Review Activities **WBT** – 2:30 Min
- Review Results **WBT** – 3:30 Min
- Review and Create Notes **WBT** – 3:30 Min
- Using Simple Dictation in Haiku **WBT** – 2:30 Min
- Ordering in Haiku on iOS and Canto **WBT** – 4:00 Min
- Communicating with Staff and Patients **WBT** – 9:00 Min
- Reviewing Orders-Related Messages **WBT** – 3:30 Min
- Using Patient Manager Activities **WBT** – 4:30 Min
  
- **Provider Technology Remote VILT** – 2:30 Hours
  
- File Professional Charges **WBT** – 4:00 Min
- Communicating via Telemedicine in Canto **WBT** – 4:00 Min

Items Listed in Navy = No Registration Required

Items Listed in Red = Requires Registration

**WBT** = Web Based Training | **VILT** = Virtual Instructor Led Training | **LAB** = Hands-On Labs

# SOCIAL CARE

## TRACK DESCRIPTION:

*In this learning track, the End User will learn how to schedule basic and advanced appointments. The End User will also learn social care professionals' workflows in Epic. This session includes using dashboards, finding referrals, creating a program episode, documenting a patient support network, documenting an assessment, reviewing and updating social determinants of health, connecting patient's with community resources, and creating and finalizing a plan of care.*

## EXPECTED LEARNERS:

*Social Care Worker, Social Care Supervisor, Social Care Professional*

## REQUIRED TRAINING

**IMPORTANT NOTE:** Classes / Labs noted in **RED** are to be taken in the order they are listed here

- Overview of Hyperspace in an Outpatient Setting **WBT** – 9:30 Min
- Finding Patient Information **WBT** – 5:00 Min
- Overview of In Basket **WBT** – 7:30 Min
- Overview of Writing Notes **WBT** – 9:30 Min
- In Basket: Telephone Encounters **WBT** – 7:00 Min
- Introduction to Radar **WBT** – 6:00 Min
- Run and Manage Reports **WBT** – 7:00 Min
- Activating Patients for MyChart **WBT** – 5:00 Min
- Sending and Reviewing Patient Questionnaires **WBT** – 7:00 Min
  
- **Social Care VILT – 4:30 Hours**
  
- It's Possible ... Epic Voice Assistance (Hey, Epic) **WBT** – 2:00 Min
- It's Possible ... Mobile – Patient Orientation **WBT** – 1:00 Min
- It's Possible ... Mobile In-Basket **WBT** – 1:00 Min
- It's Possible ... Mobile Media Capture **WBT** – 1:30 Min
- It's Possible ... Mobile Personalization **WBT** – 1:30 Min
- It's Possible ... Provider Finder **WBT** – 1:00 Min
- It's Possible ... Secure Chat **WBT** – 2:00 Min

Items Listed in Navy = No Registration Required

Items Listed in Red = Requires Registration

**WBT** = Web Based Training | **VILT** = Virtual Instructor Led Training | **LAB** = Hands-On Labs

- It's Possible ... Setting Availability in Secure Chat **WBT** – 1:30 Min
- It's Possible ... Video Visits **WBT** – 3:30 Min
- Activating Patients for MyChart **WBT** – 5:00 Min
- Granting Proxy Access to MyChart **WBT** – 3:30 Min
- Overview of MyChart **WBT** – 7:00 Min
- Telemedicine Provider Video Visit **Video**
- Telemedicine Video Visit (Full Demo) **Video**
- Mobile Tools for Surgeons **WBT** – 1:30 Min
- Top Ten Tips During Covid-19 **WBT** – 2:30 Min
- Customizing Patient Lists and the Schedule **WBT**- 1:00 Min
- It's Possible ... Dictate Later **WBT**- 1:00 Min
- It's Possible ... Getting Up to Speed from the Schedule **WBT** – 1:00 Min
- Using Patient Review Activities **WBT** – 2:30 Min
- Review Results **WBT** – 3:30 Min
- Review and Create Notes **WBT** – 3:30 Min
- Using Simple Dictation in Haiku **WBT** – 2:30 Min
- Ordering in Haiku on iOS and Canto **WBT** – 4:00 Min
- Communicating with Staff and Patients **WBT** – 9:00 Min
- Reviewing Orders-Related Messages **WBT** – 3:30 Min
- Using Patient Manager Activities **WBT** – 4:30 Min
  
- **Provider Technology Remote VILT** – 2:30 Hours
  
- File Professional Charges **WBT** – 4:00 Min
- Communicating via Telemedicine in Canto **WBT** – 4:00 Min

Items Listed in Navy = No Registration Required

Items Listed in Red = Requires Registration

**WBT** = Web Based Training | **VILT** = Virtual Instructor Led Training | **LAB** = Hands-On Labs

# SPORTS MEDICINE (OUTPATIENT)

## TRACK DESCRIPTION:

*In this learning track, you will learn how to document encounters and place orders. Additional topics included in this lesson are documenting affected body area, documenting injections and casting procedures.*

## EXPECTED LEARNER:

*Sports Medicine Providers*

## REQUIRED TRAINING

**IMPORTANT NOTE:** Classes / Labs noted in **RED** are to be taken in the order they are listed here

- Epic EMR Success **WBT** – 14:00 Min
- Introduction to Epic Training **WBT** – 2:30 Min
- Introduction to Imaging and Procedures **WBT** – 5:00 Min
- Overview of Hyperspace **WBT** – 12:00 Min
- Finding Patient Information **WBT** – 5:00 Min
- Overview of Writing Notes **WBT** – 9:30 Min
- Introduction to the Problem List **WBT** – 8:30 Min
- Introduction to Surgical Specialties **WBT** – 7:30 Min
- Overview of In Basket **WBT** – 7:30 Min
- Office Visit Demonstration **WBT** – 8:00 Min
- Introduction to the Patient History **WBT** – 4:00 Min
- Wrapping Up a Visit **WBT** – 8:00 Min
- EpicCare Ambulatory: Ordering in an Outpatient Context **WBT** – 9:00 Min
- Introduction to Communication Workflows **WBT** – 10:00 Min
- EpicCare Ambulatory: Documenting a Straightforward Visit with Express Lane **WBT** – 4:00 Min
  
- Ambulatory Internal Medicine & Family Practice Provider (Outpatient) **VILT** – 5:00 Hours
- Sports Medicine Provider **VILT** – 4:00 Hours

Items Listed in Navy = No Registration Required

Items Listed in Red = Requires Registration

**WBT** = Web Based Training | **VILT** = Virtual Instructor Led Training | **LAB** = Hands-On Labs



- Patient Engagement **WBT** – 2:30 Min
- Introduction to *Decision Support* **WBT** – 3:30 Min
- Introduction to Radar **WBT** – 6:00 Min
- Run and Manage Reports **WBT** – 7:00 Min
- In Basket: Handling Refill Requests **WBT** – 7:00 Min
- In Basket: Telephone Encounters **WBT** – 7:00 Min
- In Basket: Following up on Results Messages **WBT** – 6:00 Min
- Documenting Gender, Sex, and Sexual Orientation **WBT** – 5:00 Min
- Sex, Gender, and Clinical Decision Support **WBT** – 6:30 Min
- **EpicCare Ambulatory Provider User Settings Lab** – 3:30 Hours
- It's Possible ... Epic Voice Assistance (Hey, Epic) **WBT** – 2:00 Min
- It's Possible ... Mobile – Patient Orientation **WBT** – 1:00 Min
- It's Possible ... Mobile In-Basket **WBT** – 1:00 Min
- It's Possible ... Mobile Media Capture **WBT** – 1:30 Min
- It's Possible ... Mobile Personalization **WBT** – 1:30 Min
- It's Possible ... Provider Finder **WBT** – 1:00 Min
- It's Possible ... Secure Chat **WBT** – 2:00 Min
- It's Possible ... Setting Availability in Secure Chat **WBT** – 1:30 Min
- It's Possible ... Video Visits **WBT** – 3:30 Min
- Activating Patients for MyChart **WBT** – 5:00 Min
- Granting Proxy Access to MyChart **WBT** – 3:30 Min
- Overview of MyChart **WBT** – 7:00 Min
- Telemedicine Provider Video Visit **Video**
- Telemedicine Video Visit (Full Demo) **Video**
- Mobile Tools for Surgeons **WBT** – 1:30 Min
- Top Ten Tips During Covid-19 **WBT** – 2:30 Min
- Customizing Patient Lists and the Schedule **WBT** – 1:00 Min
- It's Possible ... Dictate Later **WBT** – 1:00 Min
- It's Possible ... Getting Up to Speed from the Schedule **WBT** – 1:00 Min
- Using Patient Review Activities **WBT** – 2:30 Min
- Review Results **WBT** – 3:30 Min
- Review and Create Notes **WBT** – 3:30 Min
- Using Simple Dictation in Haiku **WBT** – 2:30 Min
- Ordering in Haiku on iOS and Canto **WBT** – 4:00 Min

Items Listed in Navy = No Registration Required

Items Listed in Red = Requires Registration

**WBT** = Web Based Training | **VILT** = Virtual Instructor Led Training | **LAB** = Hands-On Labs

- Communicating with Staff and Patients **WBT** – 9:00 Min
- Reviewing Orders-Related Messages **WBT** – 3:30 Min
- Using Patient Manager Activities **WBT** – 4:30 Min
- **Provider Technology Remote VILT** – 2:30 Hours
- File Professional Charges **WBT** – 4:00 Min
- Communicating via Telemedicine in Canto **WBT** – 4:00 Min

Items Listed in Navy = No Registration Required

Items Listed in Red = Requires Registration

**WBT** = Web Based Training

**VILT** = Virtual Instructor Led Training

**LAB** = Hands-On Labs

# SURGICAL ONCOLOGIST (OUTPATIENT)

## TRACK DESCRIPTION:

*In this track the employed Surgical Oncologist will attend the Surgical Outpatient VILT and then attend Beacon Oncologist Training which will include Cancer Staging, Applying Chemotherapy Regimens, Therapy Plans, Blood Orders, Treatment Plan Modifications and Survivorship.*

## EXPECTED LEARNER:

*Surgical Oncologist*

## REQUIRED TRAINING

**IMPORTANT NOTE:** Classes / Labs noted in **RED** are to be taken in the order they are listed here

- Epic EMR Success **WBT** – 14:00 Min
- Introduction to Epic Training **WBT** – 2:30 Min
- Overview of Hyperspace **WBT** – 12:00 Min
- Finding Patient Information **WBT** – 5:00 Min
- Overview of Writing Notes **WBT** – 9:30 Min
- Introduction to the Problem List **WBT** – 8:30 Min
- Overview of In Basket **WBT** – 7:30 Min
- Office Visit Demonstration **WBT** – 8:00 Min
- Introduction to the Patient History **WBT** – 4:00 Min
- Wrapping Up a Visit **WBT** – 8:00 Min
- EpicCare Ambulatory: Writing Notes for Office Visits **WBT** – 10:00 Min
- EpicCare Ambulatory: Ordering in an Outpatient Context **WBT** – 9:00 Min
- Introduction to Communication Workflows **WBT** – 10:00 Min
  
- **Surgical Provider (Outpatient) VILT – 5:00 Hours**
  
- It's Possible ... Care Everywhere **WBT** – 1:30 Min
  
- **Medical Oncologist- Hematologist VILT – 3:00 Hours**
  
- Patient Engagement **WBT** – 2:30 Min

Items Listed in Navy = No Registration Required

Items Listed in Red = Requires Registration

**WBT** = Web Based Training | **VILT** = Virtual Instructor Led Training | **LAB** = Hands-On Labs

- Introduction to *Decision Support* **WBT** – 3:30 Min
- Introduction to Radar **WBT** – 6:00 Min
- Run and Manage Reports **WBT** – 7:00 Min
- In Basket: Handling Refill Requests **WBT** – 7:00 Min
- In Basket: Telephone Encounters **WBT** – 7:00 Min
- In Basket: Following up on Results Messages **WBT** – 6:00 Min
- Documenting Gender, Sex, and Sexual Orientation **WBT** – 5:00 Min
- Sex, Gender, and Clinical Decision Support **WBT** – 6:30 Min
  
- **EpicCare Ambulatory User Settings Lab – 3:30 Hours**
  
- It's Possible ... Epic Voice Assistance (Hey, Epic) **WBT** – 2:00 Min
- It's Possible ... Mobile – Patient Orientation **WBT** – 1:00 Min
- It's Possible ... Mobile In-Basket **WBT** – 1:00 Min
- It's Possible ... Mobile Media Capture **WBT** – 1:30 Min
- It's Possible ... Mobile Personalization **WBT** – 1:30 Min
- It's Possible ... Provider Finder **WBT** – 1:00 Min
- It's Possible ... Secure Chat **WBT** – 2:00 Min
- It's Possible ... Setting Availability in Secure Chat **WBT** – 1:30 Min
- It's Possible ... Video Visits **WBT** – 3:30 Min
- Activating Patients for MyChart **WBT** – 5:00 Min
- Granting Proxy Access to MyChart **WBT** – 3:30 Min
- Overview of MyChart **WBT** – 7:00 Min
- Telemedicine Provider Video Visit **Video**
- Telemedicine Video Visit (Full Demo) **Video**
- Mobile Tools for Surgeons **WBT** – 1:30 Min
- Top Ten Tips During Covid-19 **WBT** – 2:30 Min
- Customizing Patient Lists and the Schedule **WBT** – 1:00 Min
- It's Possible ... Dictate Later **WBT** – 1:00 Min
- It's Possible ... Getting Up to Speed from the Schedule **WBT** – 1:00 Min
- Using Patient Review Activities **WBT** – 2:30 Min
- Review Results **WBT** – 3:30 Min
- Review and Create Notes **WBT** – 3:30 Min
- Using Simple Dictation in Haiku **WBT** – 2:30 Min
- Ordering in Haiku on iOS and Canto **WBT** – 4:00 Min
- Communicating with Staff and Patients **WBT** – 9:00 Min

Items Listed in Navy = No Registration Required

Items Listed in Red = Requires Registration

**WBT** = Web Based Training | **VILT** = Virtual Instructor Led Training | **LAB** = Hands-On Labs

- Reviewing Orders-Related Messages **WBT** – 3:30 Min
- Using Patient Manager Activities **WBT** – 4:30 Min
- **Provider Technology Remote VILT** – 2:30 Hours
- File Professional Charges **WBT** – 4:00 Min
- Communicating via Telemedicine in Canto **WBT** – 4:00 Min

Items Listed in Navy = No Registration Required

Items Listed in Red = Requires Registration

**WBT** = Web Based Training | **VILT** = Virtual Instructor Led Training | **LAB** = Hands-On Labs

# SURGICAL PROVIDER (INPATIENT)

## TRACK DESCRIPTION:

*In this learning track, the End User will be guided through the day in the life of an Inpatient Surgical Provider. We will cover a variety of workflows including Admission, Requesting Cases, Pre-Op / Post-Op documentation, Discharge, Transfer, Notes, Rounding, Placing Orders and Medication Reconciliation. Other topics include In Basket, Secure Chat & Care Everywhere.*

## EXPECTED LEARNER:

*Bariatric Surgeon, Cardiothoracic Surgeon, ENT, Gastroenterologist, General Surgeon, Gynecologist, Neurosurgeon, Orthopaedic Surgeon, Otolaryngologist, Plastic Surgeon, Podiatrist, Trauma Surgeon, Urologist, Vascular Surgeon*

***\*Vascular Surgeons Performing Cases in the Cath Lab – Please refer to the Vascular Surgeon Provider Performing Cases in OR & Cath Lab Training Track.***

## REQUIRED TRAINING

**IMPORTANT NOTE:** Classes / Labs noted in **RED** are to be taken in the order they are listed here

- Epic EMR Success **WBT** – 14:00 Min
- Introduction to Epic Training **WBT** – 2:30 Min
- Overview of Hyperspace **WBT** – 12:00 Min
- Finding Patient Information **WBT** – 5:00 Min
- Overview of Writing Notes **WBT** – 9:30 Min
- Introduction to the Problem List **WBT** – 8:30 Min
- Introduction to Surgical Specialties **WBT** – 8:00 Min
- Overview of In Basket **WBT** – 7:30 Min
- EpicCare Inpatient: Finding Patient Information **WBT** – 6:00 Min
- EpicCare Inpatient: Problem List **WBT** – 4:00 Min
- EpicCare Inpatient: Writing Notes **WBT** – 3:00 Min
- Overview of Transfer Center for Physicians **WBT** – 4:00 Min
- EpicCare Inpatient: Medication Reconciliation **WBT** – 11:30 Min
- EpicCare Inpatient: Managing Orders **WBT** – 9:00 Min
- EpicCare Inpatient: Using In Basket **WBT** – 7:30 Min

Items Listed in Navy = No Registration Required

Items Listed in Red = Requires Registration

**WBT** = Web Based Training | **VILT** = Virtual Instructor Led Training | **LAB** = Hands-On Labs

- EpicCare Inpatient: Phases of Care **WBT** – 6:00 Min
- It's Possible ... *Secure Chat* **WBT** – 2:00 Min
- **Surgical Provider (Inpatient) VILT** – 4:30 Hours
- Patient Engagement **WBT** – 2:30 Min
- Introduction to *Decision Support* **WBT** – 3:30 Min
- Introduction to Radar **WBT** – 6:00 Min
- Run and Manage Reports **WBT** – 7:00 Min
- Documenting Gender, Sex, and Sexual Orientation **WBT** – 5:00 Min
- Sex, Gender, and Clinical Decision Support **WBT** – 6:30 Min
- **EpicCare Inpatient Provider User Settings Lab** – 3:30 Hours
- It's Possible ... Epic Voice Assistance (Hey, Epic) **WBT** – 2:00 Min
- It's Possible ... Mobile – Patient Orientation **WBT** – 1:00 Min
- It's Possible ... Mobile In-Basket **WBT** – 1:00 Min
- It's Possible ... Mobile Media Capture **WBT** – 1:30 Min
- It's Possible ... Mobile Personalization **WBT** – 1:30 Min
- It's Possible ... Provider Finder **WBT** – 1:00 Min
- It's Possible ... Secure Chat **WBT** – 2:00 Min
- It's Possible ... Setting Availability in Secure Chat **WBT** – 1:30 Min
- It's Possible ... Video Visits **WBT** – 3:30 Min
- Activating Patients for MyChart **WBT** – 5:00 Min
- Granting Proxy Access to MyChart **WBT** – 3:30 Min
- Overview of MyChart **WBT** – 7:00 Min
- Telemedicine Provider Video Visit **Video**
- Telemedicine Video Visit (Full Demo) **Video**
- Mobile Tools for Surgeons **WBT** – 1:30 Min
- Top Ten Tips During Covid-19 **WBT** – 2:30 Min
- Customizing Patient Lists and the Schedule **WBT** – 1:00 Min
- It's Possible ... Dictate Later **WBT** – 1:00 Min
- It's Possible ... Getting Up to Speed from the Schedule **WBT** – 1:00 Min
- Using Patient Review Activities **WBT** – 2:30 Min
- Review Results **WBT** – 3:30 Min
- Review and Create Notes **WBT** – 3:30 Min
- Using Simple Dictation in Haiku **WBT** – 2:30 Min

Items Listed in Navy = No Registration Required

Items Listed in Red = Requires Registration

**WBT** = Web Based Training | **VILT** = Virtual Instructor Led Training | **LAB** = Hands-On Labs

- Ordering in Haiku on iOS and Canto **WBT** – 4:00 Min
- Communicating with Staff and Patients **WBT** – 9:00 Min
- Reviewing Orders-Related Messages **WBT** – 3:30 Min
- Using Patient Manager Activities **WBT** – 4:30 Min
  
- **Provider Technology Remote VILT** – 2:30 Hours
  
- File Professional Charges **WBT** – 4:00 Min
- Communicating via Telemedicine in Canto **WBT** – 4:00 Min

Items Listed in Navy = No Registration Required

Items Listed in Red = Requires Registration

**WBT** = Web Based Training | **VILT** = Virtual Instructor Led Training | **LAB** = Hands-On Labs



# SURGICAL PROVIDER (OUTPATIENT)

## TRACK DESCRIPTION:

*This track is designed for the Surgical Provider in the Outpatient setting including Physicians (MD, DO), Physician Assistant (PA), Advanced Practice Nurse (APN), and Nurse Practitioner (NP). In this learning track, the End User will be guided through several patient visits including a standard office visit, surgical consult visit, express lane visit and procedure visit in Epic. The end user will learn about tools such as preference lists, favorites, smart sets, prep for procedure and personalization to improve the speed and accuracy of documentation. The end user will also be instructed in use of the InBasket and Care Everywhere.*

## EXPECTED LEARNER:

*Surgical Providers*

## REQUIRED TRAINING

**IMPORTANT NOTE:** Classes / Labs noted in **RED** are to be taken in the order they are listed here

- Epic EMR Success **WBT** – 14:00 Min
- Introduction to Epic Training **WBT** – 2:30 Min
- Overview of Hyperspace **WBT** – 12:00 Min
- Finding Patient Information **WBT** – 5:00 Min
- Overview of Writing Notes **WBT** – 9:30 Min
- Introduction to the Problem List **WBT** – 8:30 Min
- Overview of In Basket **WBT** – 7:30 Min
- Office Visit Demonstration **WBT** – 8:00 Min
- Introduction to the Patient History **WBT** – 4:00 Min
- Wrapping Up a Visit **WBT** – 8:00 Min
- EpicCare Ambulatory: Writing Notes for Office Visits **WBT** – 10:00 Min
- EpicCare Ambulatory: Ordering in an Outpatient Context **WBT** – 9:00 Min
- Introduction to Communication Workflows **WBT** – 10:00 Min
- **Surgical Provider (Outpatient) VILT** – 5:00 Hours
- Patient Engagement **WBT** – 2:30 Min
- Introduction to Decision Support **WBT** – 3:30 Min

Items Listed in Navy = No Registration Required

Items Listed in Red = Requires Registration

**WBT** = Web Based Training | **VILT** = Virtual Instructor Led Training | **LAB** = Hands-On Labs

- Introduction to Radar **WBT** – 6:00 Min
- Run and Manage Reports **WBT** – 7:00 Min
- In Basket: Handling Refill Requests **WBT** – 7:00 Min
- In Basket: Telephone Encounters **WBT** – 7:00 Min
- In Basket: Following up on Results Messages **WBT** – 6:00 Min
- Documenting Gender, Sex, and Sexual Orientation **WBT** – 5:00 Min
- Sex, Gender, and Clinical Decision Support **WBT** – 6:30 Min
- **EpicCare Ambulatory Provider User Settings Lab – 3:30 Hours**
- It's Possible ... Epic Voice Assistance (Hey, Epic) **WBT** – 2:00 Min
- It's Possible ... Mobile – Patient Orientation **WBT** – 1:00 Min
- It's Possible ... Mobile In-Basket **WBT** – 1:00 Min
- It's Possible ... Mobile Media Capture **WBT** – 1:30 Min
- It's Possible ... Mobile Personalization **WBT** – 1:30 Min
- It's Possible ... Provider Finder **WBT** – 1:00 Min
- It's Possible ... Secure Chat **WBT** – 2:00 Min
- It's Possible ... Setting Availability in Secure Chat **WBT** – 1:30 Min
- It's Possible ... Video Visits **WBT** – 3:30 Min
- Activating Patients for MyChart **WBT** – 5:00 Min
- Granting Proxy Access to MyChart **WBT** – 3:30 Min
- Overview of MyChart **WBT** – 7:00 Min
- Telemedicine Provider Video Visit **Video**
- Telemedicine Video Visit (Full Demo) **Video**
- Mobile Tools for Surgeons **WBT** – 1:30 Min
- Top Ten Tips During Covid-19 **WBT** – 2:30 Min
- Customizing Patient Lists and the Schedule **WBT** – 1:00 Min
- It's Possible ... Dictate Later **WBT** – 1:00 Min
- It's Possible ... Getting Up to Speed from the Schedule **WBT** – 1:00 Min
- Using Patient Review Activities **WBT** – 2:30 Min
- Review Results **WBT** – 3:30 Min
- Review and Create Notes **WBT** – 3:30 Min
- Using Simple Dictation in Haiku **WBT** – 2:30 Min
- Ordering in Haiku on iOS and Canto **WBT** – 4:00 Min
- Communicating with Staff and Patients **WBT** – 9:00 Min
- Reviewing Orders-Related Messages **WBT** – 3:30 Min
- Using Patient Manager Activities **WBT** – 4:30 Min

Items Listed in Navy = No Registration Required

Items Listed in Red = Requires Registration

**WBT** = Web Based Training | **VILT** = Virtual Instructor Led Training | **LAB** = Hands-On Labs

- **Provider Technology Remote VILT – 2:30 Hours**
- File Professional Charges **WBT – 4:00 Min**
- Communicating via Telemedicine in Canto **WBT – 4:00 Min**

Items Listed in Navy = No Registration Required

Items Listed in Red = Requires Registration

**WBT** = Web Based Training | **VILT** = Virtual Instructor Led Training | **LAB** = Hands-On Labs

# TRANSPLANT PROVIDER

## TRACK DESCRIPTION:

*In this learning track, the End User will learn how to review the patient's chart, document transplant information, work within a transplant episode, use transplant checklists, prepare for surgery, review organ offer, document surgery and perform ABO verification and post procedure documentation.*

## EXPECTED LEARNER:

Transplant Providers

## REQUIRED TRAINING

**IMPORTANT NOTE:** Classes / Labs noted in **RED** are to be taken in the order they are listed here

- Exploring the Transplant Information Activity **WBT** – 6:30 Min
- Overview of Reporting **WBT** – 4:00 Min
- Using Workbench for Transplant Reporting **WBT** – 3:30 Min
- Exploring the Committee Review Encounter **WBT** – 4:00 Min
- In-Basket: Handling Refill Requests **WBT** – 7:00 Min
- EpicCare Ambulatory: Ordering in an Outpatient Context **WBT** – 10:00 Min
- In-Basket: Following up on Results Messages **WBT** – 7:00 Min
- In-Basket: Patient Advice Request Messages **WBT** – 6:00 Min
- In-Basket: Telephone Encounters **WBT** – 7:00 Min
- Overview of Hyperspace in an Outpatient Setting **WBT** – 9:30 Min
  
- **Transplant Provider 7:00 Hours VILT –Hours**
- **Provider User Settings Lab – 3:30 Hours**
  
- It's Possible ... Epic Voice Assistance (Hey, Epic) **WBT** – 2:00 Min
- It's Possible ... Mobile – Patient Orientation **WBT** – 1:00 Min
- It's Possible ... Mobile In-Basket **WBT** – 1:00 Min
- It's Possible ... Mobile Media Capture **WBT** – 1:30 Min
- It's Possible ... Mobile Personalization **WBT** – 1:30 Min
- It's Possible ... Provider Finder **WBT** – 1:00 Min
- It's Possible ... Secure Chat **WBT** – 2:00 Min

Items Listed in Navy = No Registration Required

Items Listed in Red = Requires Registration

**WBT** = Web Based Training | **VILT** = Virtual Instructor Led Training | **LAB** = Hands-On Labs

- It's Possible ... Setting Availability in Secure Chat **WBT** – 1:30 Min
- It's Possible ... Video Visits **WBT** – 3:30 Min
- Activating Patients for MyChart **WBT** – 5:00 Min
- Granting Proxy Access to MyChart **WBT** – 3:30 Min
- Overview of MyChart **WBT** – 7:00 Min
- Telemedicine Provider Video Visit **Video**
- Telemedicine Video Visit (Full Demo) **Video**
- Mobile Tools for Surgeons **WBT** – 1:30 Min
- Top Ten Tips During Covid-19 **WBT** – 2:30 Min
- Customizing Patient Lists and the Schedule **WBT**- 1:00 Min
- It's Possible ... Dictate Later **WBT**- 1:00 Min
- It's Possible ... Getting Up to Speed from the Schedule **WBT** – 1:00 Min
- Using Patient Review Activities **WBT** – 2:30 Min
- Review Results **WBT** – 3:30 Min
- Review and Create Notes **WBT** – 3:30 Min
- Using Simple Dictation in Haiku **WBT** – 2:30 Min
- Ordering in Haiku on iOS and Canto **WBT** – 4:00 Min
- Communicating with Staff and Patients **WBT** – 9:00 Min
- Reviewing Orders-Related Messages **WBT** – 3:30 Min
- Using Patient Manager Activities **WBT** – 4:30 Min
  
- **Provider Technology Remote VILT** – 2:30 Hours
  
- File Professional Charges **WBT** – 4:00 Min
- Communicating via Telemedicine in Canto **WBT** – 4:00 Min

Items Listed in Navy = No Registration Required

Items Listed in Red = Requires Registration

**WBT** = Web Based Training | **VILT** = Virtual Instructor Led Training | **LAB** = Hands-On Labs

# VASCULAR SURGICAL PROVIDER PERFORMING CASES IN OR & CATH LAB (INPATIENT)

## TRACK DESCRIPTION:

*This learning track is for the Vascular Surgeon that performs Vascular Studies performed in the Cardiac Cath Lab.*

## EXPECTED LEARNER:

*Vascular Surgeon Performing Vascular Studies in the Cardiac Catheter Lab*

## REQUIRED TRAINING

**IMPORTANT NOTE:** Classes / Labs noted in **RED** are to be taken in the order they are listed here

- Epic EMR Success **WBT** – 14:00 Min
- Introduction to Epic Training **WBT** – 2:30 Min
- Overview of Hyperspace **WBT** – 12:00 Min
- Finding Patient Information **WBT** – 5:00 Min
- Overview of Writing Notes **WBT** – 9:30 Min
- Introduction to the Problem List **WBT** – 8:30 Min
- Introduction to Surgical Specialties **WBT** – 8:00 Min
- Overview of In Basket **WBT** – 7:30 Min
- EpicCare Inpatient: Finding Patient Information **WBT** – 6:00 Min
- EpicCare Inpatient: Problem List **WBT** – 4:00 Min
- EpicCare Inpatient: Writing Notes **WBT** – 3:00 Min
- Overview of Transfer Center for Physicians **WBT** – 4:00 Min
- EpicCare Inpatient: Medication Reconciliation **WBT** – 11:30 Min
- EpicCare Inpatient: Managing Orders **WBT** – 9:00 Min
- EpicCare Inpatient: Using In Basket **WBT** – 7:30 Min
- EpicCare Inpatient: Phases of Care **WBT** – 6:00 Min
- It's Possible ... Secure Chat **WBT** – 2:00 Min

Items Listed in Navy = No Registration Required

Items Listed in Red = Requires Registration

**WBT** = Web Based Training | **VILT** = Virtual Instructor Led Training | **LAB** = Hands-On Labs

- **Surgical Provider (Inpatient) VILT – 4:30 Hours**
- Invasive Cardiology Workflow Overview **WBT** – 13:30 Min
- **Vascular Surgical Provider Performing Cases in OR & Cath Lab (Inpatient) VILT – 1:00 Hour**
- Patient Engagement **WBT** – 2:30 Min
- Introduction to *Decision Support* **WBT** – 3:30 Min
- Introduction to Radar **WBT** – 6:00 Min
- Run and Manage Reports **WBT** – 7:00 Min
- Documenting Gender, Sex, and Sexual Orientation **WBT** – 5:00 Min
- Sex, Gender, and Clinical Decision Support **WBT** – 6:30 Min
- **EpicCare Inpatient Provider User Settings Lab – 3:30 Hours**
- It's Possible ... Epic Voice Assistance (Hey, Epic) **WBT** – 2:00 Min
- It's Possible ... Mobile – Patient Orientation **WBT** – 1:00 Min
- It's Possible ... Mobile In-Basket **WBT** – 1:00 Min
- It's Possible ... Mobile Media Capture **WBT** – 1:30 Min
- It's Possible ... Mobile Personalization **WBT** – 1:30 Min
- It's Possible ... Provider Finder **WBT** – 1:00 Min
- It's Possible ... Secure Chat **WBT** – 2:00 Min
- It's Possible ... Setting Availability in Secure Chat **WBT** – 1:30 Min
- It's Possible ... Video Visits **WBT** – 3:30 Min
- Activating Patients for MyChart **WBT** – 5:00 Min
- Granting Proxy Access to MyChart **WBT** – 3:30 Min
- Overview of MyChart **WBT** – 7:00 Min
- Telemedicine Provider Video Visit **Video**
- Telemedicine Video Visit (Full Demo) **Video**
- Mobile Tools for Surgeons **WBT** – 1:30 Min
- Top Ten Tips During Covid-19 **WBT** – 2:30 Min
- Customizing Patient Lists and the Schedule **WBT** – 1:00 Min
- It's Possible ... Dictate Later **WBT** – 1:00 Min
- It's Possible ... Getting Up to Speed from the Schedule **WBT** – 1:00 Min
- Using Patient Review Activities **WBT** – 2:30 Min
- Review Results **WBT** – 3:30 Min

Items Listed in Navy = No Registration Required

Items Listed in Red = Requires Registration

**WBT** = Web Based Training

**VILT** = Virtual Instructor Led Training

**LAB** = Hands-On Labs

- Review and Create Notes **WBT** – 3:30 Min
- Using Simple Dictation in Haiku **WBT** – 2:30 Min
- Ordering in Haiku on iOS and Canto **WBT** – 4:00 Min
- Communicating with Staff and Patients **WBT** – 9:00 Min
- Reviewing Orders-Related Messages **WBT** – 3:30 Min
- Using Patient Manager Activities **WBT** – 4:30 Min
  
- **Provider Technology Remote VILT** – 2:30 Hours
  
- File Professional Charges **WBT** – 4:00 Min
- Communicating via Telemedicine in Canto **WBT** – 4:00 Min

Items Listed in Navy = No Registration Required

Items Listed in Red = Requires Registration

**WBT** = Web Based Training | **VILT** = Virtual Instructor Led Training | **LAB** = Hands-On Labs



# ADDITIONAL RESOURCES

## WEB BASED TRAINING ACTIVITIES

*These Resources are WBT Videos that are meant to be quick, real-time training for everyday needs of the Provider.*

- It's Possible ... After Visit Summary **WBT** – 1:00 Min
- It's Possible ... Bookmarks in *Chart Review* **WBT** – 1:00 Min
- It's Possible ... Borrowing **Smart Phrases** **WBT** – 1:00 Min
- It's Possible ... *Care Everywhere* Connection Tips **WBT** – 1:00 Min
- It's Possible ... *Care Everywhere* **WBT** – 1:00 Min
- It's Possible ... Chart Review Filters **WBT** – 1:00 Min
- It's Possible ... Chart Reviewing Filters (w/ Storyboard) **WBT** – 1:30 Min
- It's Possible ... Chart Review Personalization **WBT**- 1:00 Min
- It's Possible ... Chart Review Personalization with Storyboard **WBT**- 1:30 Min
- It's Possible ... Chart Reviewing Filters **WBT** – 1:30 Min
- It's Possible ... *Chart Search* **WBT** – 1:00 Min
- It's Possible ... *Chart Search* with Storyboard **WBT** – 1:30 Min
- It's Possible ... Combined Orders and Order Sets **WBT** – 1:00 Min
- It's Possible ... Communication Management **WBT** – 1:00 Min
- It's Possible ... Customizing Patient Lists and the Schedule **WBT** – 1:00 Min
- It's Possible ... Dictate Later **WBT** – 1:00 Min
- It's Possible ... Edit Multiple Orders **WBT** – 1:30 Min
- It's Possible ... *Epic Voice Assistant* **WBT** – 2:00 Min
- It's Possible ... *Express Lanes* **WBT** – 1:00 Min
- It's Possible ... Filter Warnings for Specific Patients **WBT** – 1:00 Min
- It's Possible ... Find the Pharmacies You need **WBT** – 1:30 Min
- It's Possible ... Finish Up Fast with *Sign My Visit* **WBT** – 1:00 Min

Items Listed in Navy = No Registration Required

Items Listed in Red = Requires Registration

**WBT** = Web Based Training

**VILT** = Virtual Instructor Led Training

**LAB** = Hands-On Labs

- It's Possible ... Flowsheet Efficiency **WBT** – 1:00
- It's Possible ... Get the Most out of Notes **WBT** – 1:30 Min
- It's Possible ... Get Up to Speed from the Schedule **WBT** – 1:00 Min
- It's Possible ... Hold Meds from the *Orders Activity* **WBT** – 1:00 Min
- It's Possible ... *In Basket* Personalization **WBT** – 1:30 Min
- It's Possible ... *In Basket*: My Lists **WBT** – 1:30 Min
- It's Possible ... *In Basket*: Quick Notes **WBT** – 1:00 Min
- It's Possible ... *In Basket*: Result Notes **WBT** – 1:30 Min
- It's Possible ... Inpatient Charge Capture **WBT** – 1:00 Min
- It's Possible ... Inpatient Synopsis **WBT** – 1:00 Min
- It's Possible ... Invasive Drawing Tool **WBT** – 1:00 Min
- It's Possible ... Keyboard Shortcuts, Part 1 **WBT** – 1:00 Min
- It's Possible ... Keyboard Shortcuts, Part 2 **WBT** – 1:00 Min
- It's Possible ... *Lifetime* **WBT** – 1:00 Min
- It's Possible ... MAR Efficiency Tips **WBT** – 1:00 Min
- It's Possible ... MAR Efficiency Tips with *Storyboard* **WBT** – 1:00 Min
- It's Possible ... MAR Tips for Outpatient Nurses **WBT** – 1:30 Min
- It's Possible ... Med Rec Efficiency **WBT** – 1:00 Min
- It's Possible ... Meds & Orders Efficiency **WBT** – 1:00 Min
- It's Possible ... Mobile *In Basket* **WBT** – 1:00 Min
- It's Possible ... Mobile Media Capture **WBT** – 1:00 Min
- It's Possible ... Mobile – Orders on the Go **WBT** – 1:30 Min
- It's Possible ... Mobile Personalization **WBT** – 1:00 Min
- It's Possible ... Mobile Rounding with Canto **WBT** – 1:30 Min
- It's Possible ... Mobile Tools for Surgeons **WBT** – 1:00 Min
- It's Possible ... Narrator Tips **WBT** – 1:30 Min
- It's Possible ... Navigator Efficiency for Nurses **WBT** – 1:00 Min
- It's Possible ... Niftier Notes #1 – *SmartPhrases* **WBT** – 1:30 Min
- It's Possible ... Niftier Notes #2 – *SmartLists* **WBT** – 1:00 Min
- It's Possible ... Niftier Notes #3 – *SmartLinks* **WBT** – 1:30 Min
- It's Possible ... Niftier Notes #4 – *Lab SmartLinks* **WBT** – 1:00 Min
- It's Possible ... Niftier Notes #5 – *SmartPhrase Defaults* **WBT** – 1:00

Items Listed in Navy = No Registration Required

Items Listed in Red = Requires Registration

**WBT** = Web Based Training

**VILT** = Virtual Instructor Led Training

**LAB** = Hands-On Labs

- It's Possible ... Niftier Notes #6 – Copy Previous Notes **WBT** – 1:30 Min
- It's Possible ... Notes Formatting **WBT** – 1:00 Min
- It's Possible ... Notes in *SmartSets* **WBT** – 1:00 Min
- It's Possible ... Notes Personalization #2 **WBT** – 1:30 Min
- It's Possible ... *NoteWriter HPI Narrative* **WBT** – 1:00 Min
- It's Possible ... *NoteWriter* Macros **WBT** – 1:00 Min
- It's Possible ... *NoteWriter* Macros (w/ *Storyboard*) – **WBT** – 1:30 Min
- It's Possible ... *NoteWriter* Tips **WBT** – 2:00 Min
- It's Possible ... Office Visits in *Canto* **WBT** – 1:30 Min
- It's Possible ... Opioid Tracking Tools **WBT** – 2:30 Min
- It's Possible ... Opioid Tracking Tools – *Storyboard* **WBT** – 2:30 Min
- It's Possible ... Order Set Personalization **WBT** – 1:30 Min
- It's Possible ... Ordering Tapers and Ramps **WBT** – 1:00
- It's Possible ... Outpatient Synopsis **WBT** – 1:00 Min
- It's Possible ... Patient Estimates for Orders **WBT** – 1:00 Min
- It's Possible ... Patient Instructions **WBT** – 1:00 Min
- It's Possible ... Patient Orientation **WBT** – 1:00 Min
- It's Possible ... Patient Summary **WBT** – 1:00 Min
- It's Possible ... *Pedigree* **WBT** – 1:30 Min
- It's Possible ... Personal Order Panels **WBT** – 1:00 Min
- It's Possible ... Personal *SmartLists* **WBT** – 1:30 Min
- It's Possible ... Personalize Panels in Order Sets **WBT** – 1:00 Min
- It's Possible ... Personalize the Report Toolbar **WBT** – 1:00 Min
- It's Possible ... Personalize the Report Toolbar w/ *Storyboard* **WBT** – 1:00 Min
- It's Possible ... Personalize Your Space – with *Storyboard* **WBT** – 1:30 Min
- It's Possible ... Personalized *SmartSets* and *Express Lanes* **WBT** - 1:30 Min
- It's Possible ... Personalized Triage Documents **WBT** – 1:00 Min
- It's Possible ... Personalizing Notes **WBT** – 1:00 Min
- It's Possible ... Personalizing Notes (w/ *Storyboard*) – **WBT** – 1:00 Min
- It's Possible ... Postponing Messages **WBT** – 1:00 Min
- It's Possible ... Pre-Charting **WBT** – 1:00 Min
- It's Possible ... Pre-Charting w/ *Storyboard* **WBT** - 1:00 Min

Items Listed in Navy = No Registration Required

Items Listed in Red = Requires Registration

**WBT** = Web Based Training | **VILT** = Virtual Instructor Led Training | **LAB** = Hands-On Labs

- It's Possible ... *Preference List Composer* **WBT** – 1:30 Min
- It's Possible ... *Preference List Organization* **WBT** – 1:00 Min
- It's Possible ... *Preference List Sharing* **WBT** – 1:30 Min
- It's Possible ... *Problem List Customization* **WBT** – 1:30 Min
- It's Possible ... *Provider Finder* **WBT** – 1:00 Min
- It's Possible ... *Quick Actions: QuickNotes* **WBT** – 1:00 Min
- It's Possible ... *Quick Actions: Result Notes* **WBT** – 1:30 Min
- It's Possible ... *Quick Actions: Secure Patient Messages* **WBT** – 1:00 Min
- It's Possible ... *Quick Actions: Sending Staff Messages* **WBT** – 1:30 Min
- It's Possible ... *Quickly Link Override Pulls* **WBT** – 1:00 Min
- It's Possible ... *Rearrange Info on Patient Reports* **WBT** – 1:00 Min
- It's Possible ... *Rearrange Your Navigators* **WBT** – 1:00 Min
- It's Possible ... *Rearrange Your Navigators with Storyboard* **WBT** – 1:00 Min
- It's Possible ... *Reconcile Outside Info* **WBT** – 1:00 Min
- It's Possible ... *Reconcile Outside Info with Storyboard* **WBT** – 1:30 Min
- It's Possible ... *Refill Protocols* **WBT** – 1:00 Min
- It's Possible ... *Results Review Tips and Tricks* **WBT** – 1:00 Min
- It's Possible ... *Results Review Tips and Tricks with Storyboard* **WBT** – 1:00 Min
- It's Possible ... *RX Request* **WBT** – 1:00 Min
- It's Possible ... *Secure Chat* **WBT** – 2:00 Min
- It's Possible ... *Setting Availability in Secure Chat* **WBT** – 1:00 Min
- It's Possible ... *Sharing Smart Phrases* **WBT** – 1:30 Min
- It's Possible ... *Simplify Your Chart* **WBT** – 1:00 Min
- It's Possible ... *Slicer Dicer* **WBT** – 1:30 Min
- It's Possible ... *Smarter Notes in Canto* **WBT** – 1:00 Min
- It's Possible ... *Social Determinants of Health* **WBT** – 1:00 Min
- It's Possible ... *Specialty Comments* **WBT** – 1:00 Min
- It's Possible ... *Specialty Comments with Storyboard* **WBT** – 1:30 Min
- It's Possible ... *Speed Up Order Searching* **WBT** – 1:30 Min
- It's Possible ... *Storyboard* **WBT** – 2:30 Min
- It's Possible ... *Tasks on your Schedule* **WBT** – 1:30 Min
- It's Possible ... *Team-Based Care in the Clinic* **WBT** – 2:00 Min

Items Listed in Navy = No Registration Required

Items Listed in Red = Requires Registration

**WBT** = Web Based Training

**VILT** = Virtual Instructor Led Training

**LAB** = Hands-On Labs

- It's Possible ... Therapy Plans **WBT** – 1:00 Min
- It's Possible ... Top Ten Tips During Covid-19 **WBT** - 2:30 Min
- It's Possible ... *User Dictionary* **WBT** – 1:00 Min
- It's Possible ... User Preference Lists – *Storyboard* **WBT** – 1:30 Min
- It's Possible ... User Preference Lists **WBT** – 1:00 Min
- It's Possible ... User Preference Lists w/ *Storyboard* **WBT** – 1:30 Min
- It's Possible ... Video Visits **WBT** – 3:30 Min
- It's Possible ... Visit Diagnoses **WBT** – 1:30 Min
- It's Possible ... *Visit Taskabar* **WBT** – 2:00 Min
- It's Possible ... *Visit Taskabar* with *Storyboard* **WBT** – 2:00 Min
- It's Possible ... Wrap-Up Tips **WBT** – 1:00 Min
- Problem Oriented Charting **WBT** – 6:00 Min

Items Listed in Navy = No Registration Required

Items Listed in Red = Requires Registration

**WBT** = Web Based Training | **VILT** = Virtual Instructor Led Training | **LAB** = Hands-On Labs