


Accessing Applications via RWJBH Citrix

Please use your internet browser to go to <https://remote.rwjbh.org>

User Name: **YourNetworkUserName**

Password: **YourNetworkPassword**

Domain: **SBHCS**




User name

Password

Domain

Log On

Choose an authentication method using the DUO app on your cell phone



[What is this?](#) [Add a new device](#) [My Settings & Devices](#) [Need help?](#)


Secured by Duo

Device:

Choose an authentication method

<input checked="" type="checkbox"/> Duo Push <small>RECOMMENDED</small>	Send Me a Push
<input type="checkbox"/> Passcode	Enter a Passcode

Choose **ALL** Apps

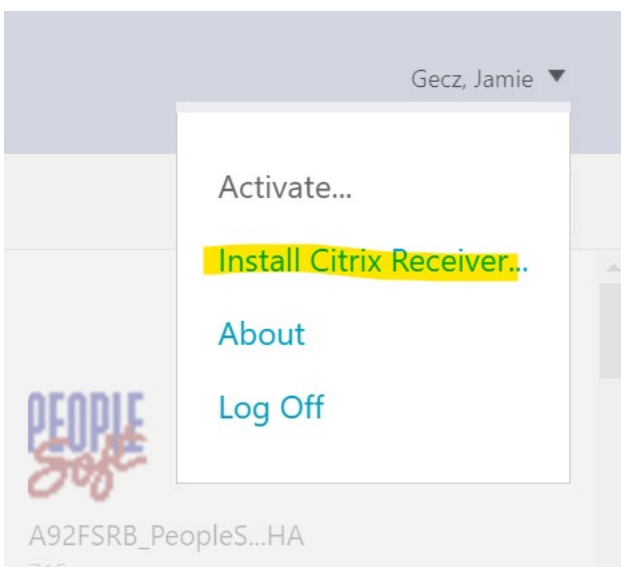


Please note if you are missing the specific application that you received sign on information for you will need to contact your site **IT HELP DESK** to have you added to those specified groups within active directory.

Troubleshooting:

You may have to re-install the Citrix Receiver.

Click on your name in the top right corner



Choose **Detect Receiver**

Welcome to Citrix Receiver

Use Citrix Receiver to access your applications and desktops.

Detect Receiver

Click **OK**

