

WAVE 5

TRAINING CATALOG

(PROVIDER)

Features:

- ▶ Registration Tip Sheet
- ▶ Epic Training Information
- ▶ Training Vocabulary
- ▶ Curriculum Guides

Table of Contents

WELCOME TO TRAINING	4
TRAINING TERMS & DEFINITIONS	6
REGISTERING FOR TRAINING IN SYMPLR LEARNING	9
TRAINING SUPPORT	12
WHAT TRACK DO I FOLLOW?	13
NON-RWJBH EMPLOYED PROVIDER WHO HAS PRIVILEGES AT A RWJBH HOSPITAL	13
RWJBH EMPLOYED PROVIDER WHO DOES NOT	14
HAVE PRIVILEGES AT A RWJBH HOSPITAL	14
RWJBH EMPLOYED PROVIDER WHO HAS PRIVILEGES AT A RWJBH HOSPITAL.....	15
RWJBH EMPLOYED INPATIENT PROVIDER WHO WORKS AT A RWJBH HOSPITAL	16
ALL PROVIDER TRAINING TRACKS	17
ABDOMINAL TRANSPLANT PROVIDER	18
AMBULATORY INTERNAL & FAMILY MEDICINE PROVIDER (OUTPATIENT).....	19
ANESTHESIOLOGIST.....	21
BONE MARROW TRANSPLANT PROVIDER (INPATIENT)	22
BONE MARROW TRANSPLANT PROVIDER (OUTPATIENT).....	24
BREAST IMAGING RADIOLOGIST.....	26
CARDIOLOGY PROVIDER (INPATIENT)	27
CARDIOLOGY PROVIDER (OUTPATIENT).....	28
ED MEDICAL DIRECTOR	29
ED PHYSICIAN	30
GASTROENTEROLOGIST (INPATIENT)	31
GYNECOLOGIC ONCOLOGIST (INPATIENT)	32
GYNECOLOGIC ONCOLOGIST (OUTPATIENT).....	34
HEART TRANSPLANT PROVIDER	36
INPATIENT PROVIDER (NOS)	37
INTERVENTIONAL RADIOLOGIST.....	39

LUNG TRANSPLANT PROVIDER	40
MEDICAL ONCOLOGIST-HEMATOLOGIST (INPATIENT)	41
MEDICAL ONCOLOGIST-HEMATOLOGIST (OUTPATIENT).....	43
MEDICAL STUDENT (INPATIENT/OUTPATIENT).....	45
MULTI-SPECIALTY PROVIDER (INPATIENT)	46
MULTI-SPECIALTY PROVIDER (OUTPATIENT)	47
NEONATOLOGIST (INPATIENT).....	48
NEURO INTERVENTIONALISTS (INPATIENT)	49
NEUROLOGIST (INPATIENT)	50
NON-INVASIVE RADIOLOGIST	51
OBSTETRICIAN GYNECOLOGIST (INPATIENT)	52
OBSTETRICIAN GYNECOLOGIST (OUTPATIENT).....	54
ONCOLOGY PHARMACIST (INPATIENT)	56
OPHTHALMOLOGIST (OUTPATIENT).....	57
ORTHOPEDIC PROVIDER (OUTPATIENT).....	59
PATHOLOGIST (INPATIENT).....	61
PEDIATRIC CARDIOLOGIST (INPATIENT)	63
PEDIATRIC CARDIOLOGIST (OUTPATIENT).....	65
PEDIATRICIAN (INPATIENT).....	67
PEDIATRICIAN (OUTPATIENT)	68
PEDIATRICIAN ONCOLOGIST (INPATIENT)	70
PEDIATRICIAN ONCOLOGIST (OUTPATIENT)	71
PERFUSIONIST.....	73
PHARMACIST (INPATIENT)	74
PHARMACIST RETAIL (OUTPATIENT)	75
PHARMACY MANAGER (INPATIENT)	76
PSYCHIATRIST (INPATIENT)	78
PSYCHIATRIST (OUTPATIENT)	79
PULMONOLOGIST (INPATIENT).....	80
RADIATION ONCOLOGIST (INPATIENT)	81
RADIATION ONCOLOGIST (OUTPATIENT).....	83
SOCIAL CARE	85
SURGICAL ONCOLOGIST (OUTPATIENT)	86
SURGICAL ONCOLOGIST (INPATIENT).....	88
SURGICAL PROVIDER (INPATIENT).....	90

SURGICAL PROVIDER (OUTPATIENT) 92

ADDITIONAL RESOURCES 94

WEB BASED TRAINING ACTIVITIES..... 94

INDEX..... 99

If Your Specialty is *not* listed in the ***Table of Contents***, then please refer to the ***Index*** at the End of the Training Catalog

WELCOME TO TRAINING

Welcome to training at **RWJBarnabas Health System** and the educational journey on which you are about to embark.

It is mandatory that all end users receive comprehensive training prior to receiving login rights. Education of end users is one of the most critical components to implementation success, and the **RWJBarnabas Health Training Team** has carefully structured each step to meet the needs of employees including: e-Learning lessons, instructor-led training, role-based practice exercises, knowledge assessments, and Super User at-the-elbow support. We are confident that our approach to training will provide the structured guidance needed for your success during Go Live.

It will be especially important that each employee take ownership of attending scheduled classes on time and as scheduled. Classes will be facilitated through a virtual platform, in which you will access at a dedicated Training Center.

All VILTs will start promptly. Attendance will be taken in all Virtual Instructor Led Classes and Labs. The doors to the Virtual Classes and Labs will be closed 15 minutes into the class. All End-users must be present at the end of class to receive their End User Proficiency Assessment

Please take a moment to read the Course Catalog and review specifics of the class/classes you will be registered to attend. Take special note of the recommended e-learning lessons to complete prior to attending your first class. E-learning lessons will be ready for viewing in **Symplr Learning (the RWJBarnabas Health Learning Management System)** prior to the start of instructor-led training.

We are committed to providing the tools and educational experience necessary to ease your transition to the new software. Thank you in advance for your commitment to the success of the Epic implementation at **RWJBarnabas Health.**

Training Items in Navy Font = Does Not Require Registration

Training Items in Red Font = Requires Registration



TRAINING TERMS & DEFINITIONS

CREDENTIALLED TRAINER

The **Credentialed Trainer** is the individual who facilitates the Virtual Led Training to the End Users. The **Credentialed Trainer** is sometimes referred to as the “CT”.

EPIC ENVIRONMENTS

Epic provides various host environments for RWJBarnabas Health to utilize throughout the Training, Go-Live, and Live Process. Some of these environments include:

- **PLY** = Playground. This environment is used for End Users to practice in after they have attended their VILT training.
- **PROD** = Production. This environment is what RWJBarnabas Health will use as the live environment in which we will conduct business in.
- **SUP** = Support. This environment will be used for Log-In-Labs and IS/Training Support.
- **TRN** = Training Environment. This is the environment that will be utilized in the VILT classes for hands-on exercise simulation.

EPIC TOGETHER

Epic Together is what the Epic Implementation Project is referred to at **RWJBarnabas Health**.

EUPA

End User Proficiency Assessment is an assessment given at the end of the **VILTs** in a Training Track.

GO-LIVE

Go-Live refers to the date that RWJBarnabas Health will begin conducting business in the **Epic Production Environment**.

LAB

Time Dedicated to Training/Technical Support. There are various types of labs assigned throughout the Training Tracks. These labs include:

- **Content Specific Labs** = Labs that are designed for additional hands-on training. These are designed similar to a **VILT** with

instructor facilitated content, however, do not have a **EUPA** requirement.

- **Log-In-Labs** = This is a General Lab that all Non-Provider End Users will be required to attend. The Lab is designed to ensure that End Users can log-in to the Production Environment prior to Go-Live to ensure that they are able to Log-In.
- **Open Labs** = Labs that are designed to allow End Users extra practice time in the Training Environment with support from the Training Team present.
- **Training Registration Labs** = Labs that are designed to assist End-Users and Management with Training Registration for the course offerings.
- **User Setting Labs** = Labs for all Providers that are designed to assist them in setting-up specific user settings in their Epic Profile.

LEARNING MANAGEMENT SYSTEM

The **Learning Management System** (sometimes referred to as the **LMS**) is a system utilized by RWJBarnabas Health to assign, track and report on training registration and completion. RWJBarnabas Health utilizes **Symplr Learning** as our LMS Platform.

SYMPLR LEARNING

Symplr Learning is the **Learning Management System** that RWJBarnabas Health utilizes to assign, track and report on training registration and completion.

PRINCIPAL TRAINER

The **Principal Trainer** is the individual who develops training curriculum, training environment and partners w/ operational leadership to determine who needs what training. The **Principal Trainer** is sometimes referred to as the “**PT**”.

SERVICE NOW

Service Now refers to the ticketing system that you will utilize to enter any tickets relating to training questions and Epic IS related issues.

SUPER USER

Super User refers to the End User that will receive additional training to serve as a Super User in Epic, in their department for Go-Live Support, Training Updates, and much more.

STS

Specialty Trainer for Specialists = a Provider Trainer that has been credentialed to Train on Epic Workflows in their specific specialty.

TRAINING CENTER

Training Centers are the physical facilities at RWJBarnabas Health in which the End User will attend **VILTs** and **LABs** at.

TRAINING ENVIRONMENT

The Training Environment refers to the **Epic Training Environment** (also known as TRN).

TRAINING TRACK

A Training Track is a packaged track of learning items (WBTs, VILTs, EUPAs, LABS) bundled together to create the Learning Track that End Users are assigned in the **Symlr Learning System**. Training Tracks are role based and correlate to the Epic Security Template that is assigned to the End User

VILT

Virtual Instructor Led Training is the Training that is delivered through a virtual/simulated environment.

WebEx

WebEx is the **Virtual Training Environment** that RWJBarnabas Health will be using to facilitate Virtual Training in preparation for the **Epic Go-Live**.

WBT

Web Based Training assigned in the Training Tracks

REGISTERING FOR TRAINING IN SYMPLR LEARNING

In order to gain access to the live Epic environment, all staff must complete the entire Epic Training Class that corresponds to their role. Prior to the **VILTs** and **LABs**, you will need to watch the prerequisite **WBTs** (eLearnings) that are listed in your Training Track. Below are the steps of how to watch the eLearning curriculum assigned to you in Symplr Learning.

In order to gain access to the live Epic environment all staff must attend the Epic Training Class/Classes appropriate for their role. Prior to attending **VILTs** and **LABs**, you will need to watch prerequisite **WBTs** (eLearnings) listed in your Training Track. This tip sheet will walk you through the steps of how to watch the **WBTs** (eLearning curriculum) assigned to you in Symplr Learning.

Logging-In

1. Log in to <https://lms.healthcaresource.com/mynetlearning/Login.aspx?MODE=LOGOUT&ID=1050>
 - For RWJ Employees, use your **Employee ID #** as your USERNAME and PASSWORD.
 - If you do not have a RWJBH Employee ID #, use your **RWJBH NETWORK USERNAME (IN ALL CAPS)** as your USERNAME and PASSWORD.
 - If you do not have a RWJBH Network Username, use your **FIRSTNAME.LASTNAME (IN ALL CAPS)** as your USERNAME and PASSWORD.
2. Click **LOGIN**

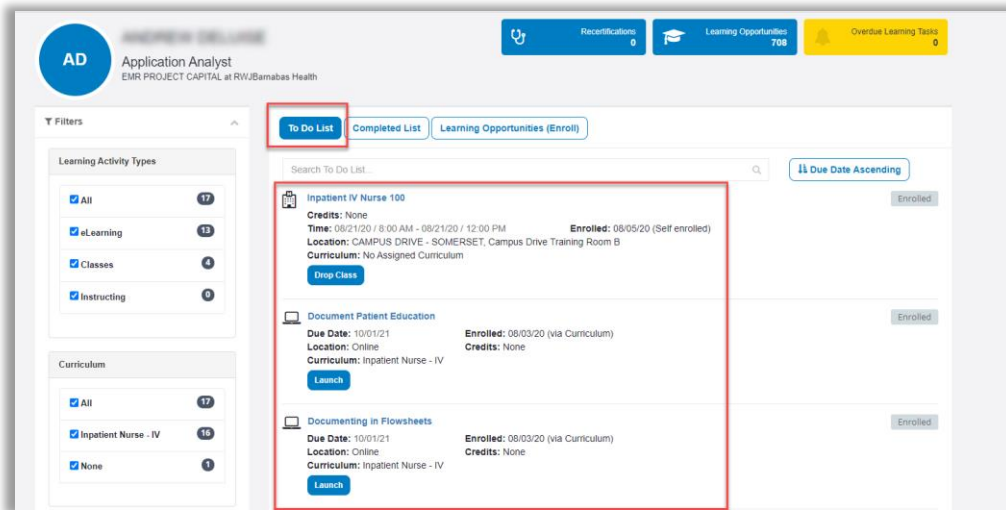
The To-Do List

The **To-Do List** will show the class/classes (**VILTs**), eLearnings (**WBTs**), tests (**EUPAs**), etc. that the EHR Education team assigned.

- **VILT** = Virtual Instructor Led Training. These courses contain either VILT and/or Parts (Part 1, Part 2, etc.) at the end of the title. Each VILT has the pre-fix of the Application team that teaches this class.
- **EUPA** = End User Proficiency Assessment. These assessments contain EUPA at the end of their title. *These **cannot** be taken until you have completed the necessary prerequisites.*
- **Lab** = Log in Lab / User Settings Lab / etc. These Labs are named in their title. Each Lab has the pre-fix of the Application team that teaches this class.
- **WBT** = Web Based Training. These eLearnings allow you to “Launch” their course at any time to complete.

VILTs and **Labs** require classroom registration.

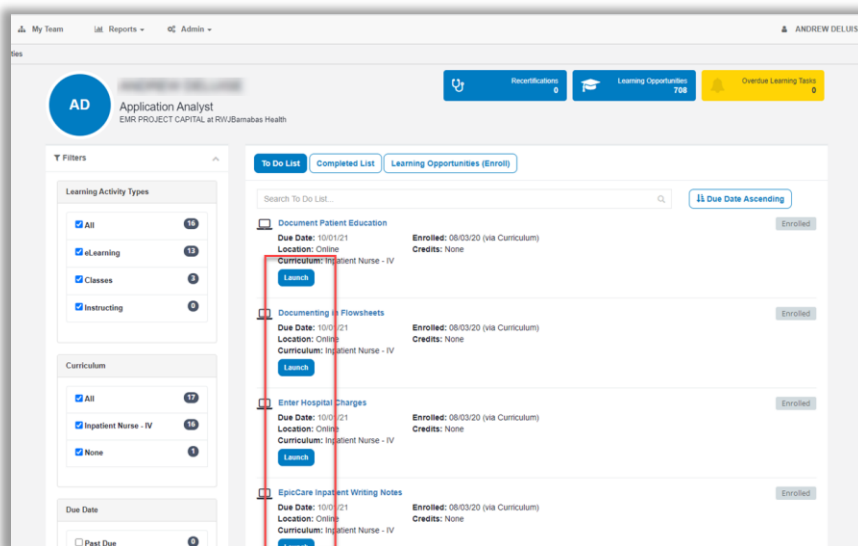
After registering for class, you will see it appear at the top of your **To Do List**:



Prerequisites

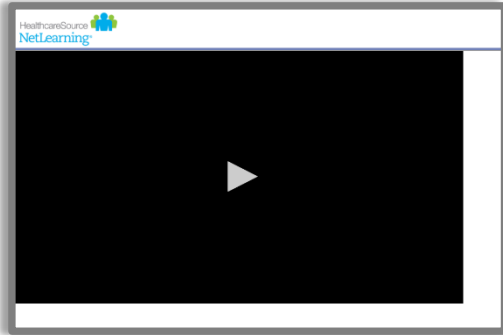
There are prerequisites built within each Training Track. We recommend that you complete your Training Track in the order that it is listed in the Catalog.

- Prerequisite **WBTs** will appear on your **To-Do List** as “eLearnings” and will have a **BLUE** button labeled **Launch**
- Prerequisite **VILTs** and **LABs** will appear on your **To-Do List** as a “class” and will have a **BLUE** button labeled **“Select Class”**.



Launching Assigned eLearnings/WBTs

1. Click **Launch**.
2. An eLearning will take you to a video or WBT. Simply click **Play** to play the **WBT**.



3. To take the assessment at the conclusion, click **Take Test** in the top right corner of the screen.



*Note that these are interactive. At the conclusion, an assessment will be required but it is built into it. This means that when you click **Exit Lesson** at the conclusion, you have completed the lesson and assessment.*

4. Repeat these same steps to complete all eLearnings/WBTs. Any completed training can be accessed via **Completed List** for review.
5. If you have optional WBTs on your catalogue, you may access them via **Learning Opportunities**. You can search by *title*, click the course title, and click **Enroll**. This will place them on your **To Do List**.

TRAINING SUPPORT

Training Support Hours

Monday-Friday → 8:00 AM - 5:00 PM



(732)387-3371

Monday - Friday: 8:00 AM - 5:00 PM



<https://epictogethernj.org>



Service Now Ticketing System

<https://rwjbh.service-now.com/sp>

WHAT TRACK DO I FOLLOW?



I am a...

NON-RWJBH EMPLOYED PROVIDER WHO HAS PRIVILEGES AT A RWJBH HOSPITAL

ANESTHESIOLOGIST	NEUROLOGIST (INPATIENT)
BREAST IMAGING RADIOLOGIST (INPATIENT/ OUTPATIENT)	NON-INVASIVE RADIOLOGIST (INPATIENT/ OUTPATIENT)
CARDIOLOGY NON-INVASIVE PROVIDER (NE)	OBSTETRICIAN GYNECOLOGIST (INPATIENT)
CARDIOLOGY INVASIVE PROVIDER (NE)	ONCOLOGY PHARMACIST (INPATIENT)
ED PHYSICIAN	PATHOLOGIST (INPATIENT)
ED SCRIBE	PEDIATRICIAN – (INPATIENT)
ENDOCRINOLOGIST (INPATIENT)	PHARMACIST (INPATIENT)
GASTROENTEROLOGISTS (INPATIENT)	PHARMACY MANAGER (INPATIENT)
GYNECOLOGIC ONCOLOGIST (INPATIENT)	PHARMACIST EPIC COACH (INPATIENT)
INTERNAL MEDICINE (INPATIENT)	PSYCHIATRIST (INPATIENT)
INTERVENTIONAL RADIOLOGIST (INPATIENT/ OUTPATIENT)	PHYSICIAN EPIC COACH (INPATIENT)
MEDICAL ONCOLOGIST-HEMATOLOGIST (INPATIENT)	PULMONOLOGIST (INPATIENT)
MEDICAL STUDENT (INPATIENT)	RADIATION ONCOLOGIST (INPATIENT)
NEONATOLOGIST (INPATIENT)	SURGICAL PROVIDER (INPATIENT)

CLICK ON THE TRACKS FOR A DETAILED VIEW OF AVAILABLE LEARNING OPPORTUNITIES

WHAT TRACK DO I FOLLOW?

I am a...

**RWJBH EMPLOYED PROVIDER WHO DOES NOT
HAVE PRIVILEGES AT A RWJBH HOSPITAL**

BREAST IMAGING RADIOLOGIST (INPATIENT/ OUTPATIENT)	PEDIATRICIAN (OUTPATIENT)
CARDIOLOGY INVASIVE PROVIDER (RWJBH EMPLOYED)	PHARMACIST –MAIL ORDER WITH INVENTORY (OUTPATIENT)
CARDIOLOGY NON-INVASIVE PROVIDER (RWJBH EMPLOYED)	PHARMACIST – MAIL ORDER WITHOUT INVENTORY (OUTPATIENT)
DERMATOLOGY PROVIDER (OUTPATIENT)	PHARMACIST – RETAIL (OUTPATIENT)
GYNECOLOGICAL ONCOLOGIST (OUTPATIENT)	PHARMACY MANAGER – MAIL ORDER (OUTPATIENT)
INTERNIST – FAMILY MEDICINE (OUTPATIENT)	PHARMACY MANAGER – RETAIL (OUTPATIENT)
INTERVENTIONAL RADIOLOGIST (INPATIENT/ OUTPATIENT)	PHARMACIST EPIC COACH (OUTPATIENT)
MEDICAL STUDENT (OUTPATIENT)	PHYSICIAN EPIC COACH (OUTPATIENT)
MEDICAL ONCOLOGIST-HEMATOLOGIST (OUTPATIENT)	PSYCHIATRIST (OUTPATIENT/ PHP/IOP)
NON-INVASIVE RADIOLOGIST (INPATIENT/ OUTPATIENT)	RADIATION ONCOLOGIST (OUTPATIENT)
OBSTETRICIAN GYNECOLOGIST (OUTPATIENT)	SPORTS MEDICINE (OUTPATIENT)
ORTHOPEDIC PROVIDER (OUTPATIENT)	SURGICAL PROVIDER (OUTPATIENT)

CLICK ON THE TRACKS FOR A DETAILED VIEW OF AVAILABLE LEARNING OPPORTUNITIES

WHAT TRACK DO I FOLLOW?

I am a...

RWJBH EMPLOYED PROVIDER WHO HAS PRIVILEGES AT A RWJBH HOSPITAL

ANESTHESIOLOGIST	NEONATOLOGIST (INPATIENT) & PEDIATRICIAN (OUTPATIENT)
BREAST IMAGING RADIOLOGIST (INPATIENT/ OUTPATIENT)	NEUROLOGIST (INPATIENT) & one of the following: INTERNIST FAMILY MEDICINE (OUTPATIENT) -or - SURGICAL PROVIDER (OUTPATIENT)
CARDIOLOGY NON-INVASIVE PROVIDER (RWJBH EMPLOYED)	NON-INVASIVE RADIOLOGIST (INPATIENT/ OUTPATIENT)
CARDIOLOGY INVASIVE PROVIDER (RWJBH EMPLOYED)	OBSTETRICIAN GYNECOLOGIST (INPATIENT) & OBSTETRICIAN GYNECOLOGIST (OUTPATIENT)
ENDOCRINOLOGIST (INPATIENT) & INTERNIST FAMILY MEDICINE (OUTPATIENT)	ONCOLOGY PHARMACIST (INPATIENT)
GASTROENTEROLOGISTS (INPATIENT) & one of the following: INTERNIST FAMILY MEDICINE (OUTPATIENT) -or - SURGICAL PROVIDER (OUTPATIENT)	PEDIATRICIAN (INPATIENT) & PEDIATRICIAN (OUTPATIENT)
SURGICAL PROVIDER (INPATIENT) & SURGICAL PROVIDER (OUTPATIENT)	PSYCHIATRIST (INPATIENT) & PSYCHIATRIST (OUTPATIENT/ PHP/ IOP)
GYNECOLOGIC ONCOLOGIST (INPATIENT) & OBSTETRICIAN GYNECOLOGIST (OUTPATIENT)	PULMONOLOGIST (INPATIENT) & one of the following: INTERNIST FAMILY MEDICINE (OUTPATIENT) -or - SURGICAL PROVIDER (OUTPATIENT)
INTERNAL MEDICINE (INPATIENT) & INTERNIST FAMILY MEDICINE (OUTPATIENT)	PHARMACIST EPIC COACH (INPATIENT) -or - PHARMACIST EPIC COACH (OUTPATIENT)
INTERVENTIONAL RADIOLOGIST (INPATIENT/ OUTPATIENT)	PHYSICIAN EPIC COACH (INPATIENT) -or- PHYSICIAN EPIC COACH (OUTPATIENT)
MEDICAL ONCOLOGIST-HEMATOLOGIST (INPATIENT)	RADIATION ONCOLOGIST (INPATIENT) & RADIATION ONCOLOGIST (OUTPATIENT)
MEDICAL STUDENT (INPATIENT) & MEDICAL STUDENT (OUTPATIENT)	SURGICAL PROVIDER (INPATIENT) & SURGICAL PROVIDER (OUTPATIENT)

CLICK ON THE TRACKS FOR A DETAILED VIEW OF AVAILABLE LEARNING OPPORTUNITIES

WHAT TRACK DO I FOLLOW?

I am a...

RWJBH EMPLOYED INPATIENT PROVIDER WHO WORKS AT A RWJBH HOSPITAL

ANESTHESIOLOGIST	NEUROLOGIST (INPATIENT)
BREAST IMAGING RADIOLOGIST (INPATIENT/OUTPATIENT)	NON-INVASIVE RADIOLOGIST (INPATIENT/OUTPATIENT)
CARDIOLOGY NON-INVASIVE PROVIDER (RWJBH EMPLOYED)	OBSTETRICIAN GYNECOLOGIST (INPATIENT)
CARDIOLOGY INVASIVE PROVIDER (RWJBH EMPLOYED)	ONCOLOGY PHARMACIST (INPATIENT)
ED PHYSICIAN	PATHOLOGIST (INPATIENT)
ED SCRIBE	PEDIATRICIAN – (INPATIENT)
ENDOCRINOLOGIST (INPATIENT)	PHARMACIST (INPATIENT)
GASTROENTEROLOGISTS (INPATIENT)	PHARMACY MANAGER (INPATIENT)
GYNECOLOGIC ONCOLOGIST (INPATIENT)	PHARMACIST EPIC COACH (INPATIENT)
INTERNAL MEDICINE (INPATIENT)	PSYCHIATRIST (INPATIENT)
INTERVENTIONAL RADIOLOGIST (INPATIENT/OUTPATIENT)	PHYSICIAN EPIC COACH (INPATIENT)
MEDICAL ONCOLOGIST-HEMATOLOGIST (INPATIENT)	PULMONOLOGIST (INPATIENT)
MEDICAL STUDENT (INPATIENT)	RADIATION ONCOLOGIST (INPATIENT)
NEONATOLOGIST (INPATIENT)	SURGICAL PROVIDER (INPATIENT)

CLICK ON THE TRACKS FOR A DETAILED VIEW OF AVAILABLE LEARNING OPPORTUNITIES

ALL PROVIDER TRAINING TRACKS



ABDOMINAL TRANSPLANT PROVIDER

TRACK DESCRIPTION:

In this learning track, the End User will learn how to review the patient's chart, document transplant information, work within a transplant episode, use transplant checklists, prepare for surgery, review organ offer, document surgery and perform ABO verification and post procedure documentation.

EXPECTED LEARNER:

Abdominal Transplant Providers

REQUIRED TRAINING

IMPORTANT NOTE: Classes / Labs noted in **RED** are to be taken in the order they are listed here

- Exploring the Transplant Information Activity **WBT** – 6:30 Min
- Overview of Reporting **WBT** – 4:00 Min
- Using Workbench for Transplant Reporting **WBT** – 3:30 Min
- Exploring the Committee Review Encounter **WBT** – 4:00 Min
- In-Basket: Handling Refill Requests **WBT** – 7:00 Min
- EpicCare Ambulatory: Ordering in an Outpatient Context **WBT** – 10:00 Min
- In-Basket: Following up on Results Messages **WBT** – 7:00 Min
- In-Basket: Patient Advice Request Messages **WBT** – 6:00 Min
- In-Basket: Telephone Encounters **WBT** – 7:00 Min
- Overview of Hyperspace in an Outpatient Setting **WBT** – 9:30 Min

- **HOS - Abdominal Transplant Provider VILT** – 7:00 Hours
- **HOS - Transplant Provider User Settings Lab** – 3:30 Hours

Items Listed in Navy = No Registration Required

Items Listed in Red = Requires Registration

WBT = Web Based Training | **VILT** = Virtual Instructor Led Training | **LAB** = Hands-On Labs

AMBULATORY INTERNAL & FAMILY MEDICINE PROVIDER (OUTPATIENT)

TRACK DESCRIPTION:

This VILT (Virtual Instructor Led Training) is designed for the Provider including physicians (MD,DO), Physicians Assistance (PA), Advanced Practice Nurse (APN), and Nurse Practitioner (NP). In this course the end user will be guided through several patient visits including standard office visit, express lane visit and procedure visit in Epic. The end user will learn about tools such as preference lists, favorites, smart sets and personalization to improve the speed and accuracy of documentation. The end user will also be instructed in use of the InBasket and Care Everywhere. Following the VILT the end user will complete a proficiency exam (EUPA) to gain access to the EMR.

EXPECTED LEARNER:

Geriatrician (Outpatient), Neurologist (Outpatient), Physiatrist (PM&R) (Outpatient), Pulmonologist (Outpatient), Psychiatrist, Geneticist, Social Worker, Medication Therapy Management Pharmacist and Ambulatory Care Pharmacist

Psychiatrist and Social Workers working at RWJPE and BHMG and RWJMS

REQUIRED TRAINING

IMPORTANT NOTE: Classes / Labs noted in **RED** are to be taken in the order they are listed here

- Office Visit Demonstration **WBT** – 8:00 Min
- Overview of Hyperspace **WBT** – 12:00 Min
- Introduction to the Problem List **WBT** – 8:30 Min
- Introduction to the Patient History **WBT** – 4:00 Min
- Overview of *In Basket* **WBT** – 7:30 Min
- EpicCare Ambulatory: Writing Notes for Office Visits **WBT** – 10:00 Min
- EpicCare Ambulatory: Wrapping Up a Visit **WBT** – 8:00 Min

Items Listed in Navy = No Registration Required

Items Listed in Red = Requires Registration

WBT = Web Based Training | **VILT** = Virtual Instructor Led Training | **LAB** = Hands-On Labs

- **POD - Ambulatory Internal & Family Practice Provider (Outpatient) VILT – 5:00 Hours**
- **POD - Non-Surgical Provider User Settings & Technology Lab – 4:00 Hours**
- Introduction to *Decision Support* **WBT** – 3:30 Min
- Introduction to Radar **WBT** – 6:00 Min
- Run and Manage Reports **WBT** – 7:00 Min
- In Basket: Handling Refill Requests **WBT** – 7:00 Min
- In Basket: Telephone Encounters **WBT** – 7:00 Min
- In Basket: Following up on Results Messages **WBT** – 6:00 Min
- Documenting Gender, Sex, and Sexual Orientation **WBT** – 5:00 Min
- *Test Out Attestation*
- Ambulatory Internal & Family Practice Provider TEST OUT

Items Listed in Navy = No Registration Required

Items Listed in Red = Requires Registration

WBT = Web Based Training | **VILT** = Virtual Instructor Led Training | **LAB** = Hands-On Labs

ANESTHESIOLOGIST

TRACK DESCRIPTION:

This track is designed for the Provider who provides anesthesia services in an inpatient setting. This will include navigation and workflow in Hyperspace for the inpatient practitioner. Including PAT, Pre-OP, General Surgery, intra-op, Post-op recovery, L&D, Consult and Rounding workflows

EXPECTED LEARNER:

Anesthesiology Providers, PAT Nurse Practitioners, CRNA, 3rd and 4th Year Anesthesia Residents, Anesthesia Fellows, Perfusionist that also manage OR cases, Pain Providers who do OR procedures

REQUIRED TRAINING

IMPORTANT NOTE: Classes / Labs noted in **RED** are to be taken in the order they are listed here

- Finding Patient Information **WBT** – 5:00 Min
- Introduction to the Problem List **WBT** – 8:30 Min
- Overview of In Basket **WBT** – 7:30 Min
- Overview of the L&D Grease Board **WBT** – 3:30 Min

- **OP/AN - Anesthesiologist VILT & User Settings Lab** – 5:00 Hours

- It's Possible ... Mobile Media Capture **WBT** – 1:30 Min
- It's Possible ... Secure Chat **WBT** – 2:00 Min
- Overview of MyChart **WBT** – 7:00 Min
- Review Results **WBT** – 3:30 Min

Items Listed in Navy = No Registration Required

Items Listed in Red = Requires Registration

WBT = Web Based Training | **VILT** = Virtual Instructor Led Training | **LAB** = Hands-On Labs

BONE MARROW TRANSPLANT PROVIDER (INPATIENT)

TRACK DESCRIPTION:

In this track the employed Bone Marrow Transplant provider will receive the Inpatient Provider VILT. They will then attend the Beacon BMT Provider VILT which will include Cancer Staging, Applying Chemotherapy Regimens, Therapy Plans, Blood Orders, Treatment Plan Modifications, Survivorship and the BMT Feature Set.

EXPECTED LEARNER:

Bone Marrow Transplant Provider (Inpatient)

REQUIRED TRAINING

IMPORTANT NOTE: Classes / Labs noted in **RED** are to be taken in the order they are listed here

- EpicCare Inpatient: Medication Reconciliation **WBT** – 11:30 Min
- EpicCare Inpatient: Managing Orders **WBT** – 9:00 Min
- EpicCare Inpatient: Problem List **WBT** – 4:00 Min

- **POD - Internist VILT – 4:30 Hours**
- **POD - Non-Surgical Provider User Settings & Technology Lab – 4:00 Hours**

- EpicCare Inpatient: Finding Patient Information **WBT** – 6:00 Min
- EpicCare Inpatient: Writing Notes **WBT** – 3:00 Min
- Overview of Transfer Center for Physicians **WBT** – 4:00 Min
- Introduction to *Decision Support* **WBT** – 3:30 Min
- Introduction to Radar **WBT** – 6:00 Min
- Run and Manage Reports **WBT** – 7:00 Min
- Documenting Gender, Sex, and Sexual Orientation **WBT** – 5:00 Min
- EpicCare Inpatient: Using In Basket **WBT** – 7:30 Min
- EpicCare Inpatient: Phases of Care **WBT** – 6:00 Min
- Overview of Hyperspace **WBT** – 12:00 Min

Items Listed in Navy = No Registration Required

Items Listed in Red = Requires Registration

WBT = Web Based Training | **VILT** = Virtual Instructor Led Training | **LAB** = Hands-On Labs

- Viewing a Patient's Care Everywhere Information **WBT** – 7:30 Min
- Inpatient Problem-Oriented Charting **WBT** – 5:00 Min
- It's Possible ... *Secure Chat* **WBT** – 2:00 Min

- **BCN - Beacon BMT Provider VILT** – 3:00 Hours
- In Basket: Handling Refill Requests **WBT** – 7:00 Min
- In Basket: Telephone Encounters **WBT** – 7:00 Min
- In Basket: Following up on Results Messages **WBT** – 6:00 Min

Items Listed in Navy = No Registration Required

Items Listed in Red = Requires Registration

WBT = Web Based Training | **VILT** = Virtual Instructor Led Training | **LAB** = Hands-On Labs

BONE MARROW TRANSPLANT PROVIDER (OUTPATIENT)

TRACK DESCRIPTION:

In this track the employed Bone Marrow Transplant provider will receive the Ambulatory Internal & Family Practice Provider VILT. They will then attend the Beacon BMT Provider VILT which will include Cancer Staging, Applying Chemotherapy Regimens, Therapy Plans, Blood Orders, Treatment Plan Modifications, Survivorship and the BMT Feature Set.

EXPECTED LEARNER:

Bone Marrow Transplant Provider (Outpatient)

REQUIRED TRAINING

IMPORTANT NOTE: Classes / Labs noted in **RED** are to be taken in the order they are listed here

- **POD - Ambulatory Internal & Family Practice Provider (Outpatient) VILT – 5:00 Hours**
- **POD - Non-Surgical Provider User Settings & Technology Lab – 4:00 Hours**
- Introduction to *Decision Support* **WBT – 3:30 Min**
- Introduction to Radar **WBT – 6:00 Min**
- Run and Manage Reports **WBT – 7:00 Min**
- In Basket: Handling Refill Requests **WBT – 7:00 Min**
- In Basket: Telephone Encounters **WBT – 7:00 Min**
- In Basket: Following up on Results Messages **WBT – 6:00 Min**
- Documenting Gender, Sex, and Sexual Orientation **WBT – 5:00 Min**
- *Epic* EMR Success **WBT – 14:00 Min**
- Overview of Hyperspace **WBT – 12:00 Min**
- Finding Patient Information **WBT – 5:00 Min**
- Overview of Writing Notes **WBT – 9:30 Min**

Items Listed in Navy = No Registration Required

Items Listed in Red = Requires Registration

WBT = Web Based Training | **VILT** = Virtual Instructor Led Training | **LAB** = Hands-On Labs

- Introduction to the Problem List **WBT** – 8:30 Min
- Introduction to Surgical Specialties **WBT** – 7:30 Mn
- Overview of *In Basket* **WBT** – 7:30 Min
- Office Visit Demonstration **WBT** – 8:00 Min
- Introduction to the Patient History **WBT** – 4:00 Min
- Wrapping Up a Visit **WBT** – 8:00 Min
- EpicCare Ambulatory: Writing Notes for Office Visits **WBT** – 10:00 Min
- EpicCare Ambulatory: Ordering in an Outpatient Context **WBT** – 9:00 Min
- Introduction to Communication Workflows **WBT** – 10:00 Min
- EpicCare Ambulatory: Documenting a Straightforward Visit with Express Lane **WBT** – 4:00 Min
- It's Possible ... Care Everywhere **WBT** – 1:30 Min

- **BCN - Beacon BMT Provider VILT** – 3:00 Hours

Items Listed in Navy = No Registration Required

Items Listed in Red = Requires Registration

WBT = Web Based Training | **VILT** = Virtual Instructor Led Training | **LAB** = Hands-On Labs

BREAST IMAGING RADIOLOGIST

TRACK DESCRIPTION:

In this course you will learn how to review the chart, result a study, review resident results, place orders, addend a study, and review MQSA statistics.

EXPECTED LEARNER:

Breast Imaging Radiologist

REQUIRED TRAINING

IMPORTANT NOTE: Classes / Labs noted in **RED** are to be taken in the order they are listed here

- Finding Patient Information **WBT** – 5:00 Min
- Overview of *In Basket* **WBT** – 7:30 Min
- Overview of the Imaging Dashboard **WBT** – 2:30 Min
- Introduction to Radar **WBT** – 6:00 Min
- Overview of Writing Notes **WBT** – 9:30 Min

- **RAD/END - Breast Imaging Radiologist VILT & User Settings Lab – 4:00 Hours**

- Introduction to Decision Support **WBT** – 3:30 Min
- Run and Manage Reports **WBT** – 7:00 Min
- It's Possible ... Mobile In-Basket **WBT** – 1:00 Min
- It's Possible ... Mobile Personalization **WBT** – 1:30 Min
- It's Possible ... Provider Finder **WBT** – 1:00 Min
- It's Possible ... Secure Chat **WBT** – 2:00 Min
- It's Possible ... Setting Availability in Secure Chat **WBT** – 1:30 Min
- Review and Create Notes **WBT** – 3:30 Min
- Using Simple Dictation in Haiku **WBT** – 2:30 Min

Items Listed in Navy = No Registration Required

Items Listed in Red = Requires Registration

WBT = Web Based Training | **VILT** = Virtual Instructor Led Training | **LAB** = Hands-On Labs

CARDIOLOGY PROVIDER (INPATIENT)

TRACK DESCRIPTION:

In this track, the End User will learn the Cardiology provider inpatient workflows and functionality in Epic. Learners will use exercises to practice rounding, consulting, admitting, pre/post workflows with cardiology procedures and resulting within Epic.

EXPECTED LEARNER:

Cardiology Inpatient Provider

REQUIRED TRAINING

IMPORTANT NOTE: Classes / Labs noted in **RED** are to be taken in the order they are listed here

- Overview of Hyperspace in the Inpatient Setting **WBT** – 9:00 Min
- Invasive Cardiology Workflow Overview **WBT**- 13:30 Min
- Introduction to Surgical Specialties **WBT** – 7:30 Min
- Overview of Writing Notes **WBT** – 9:30 Min
- EpicCare Inpatient: Finding Patient Information **WBT** – 6:00 Min
- EpicCare Inpatient: Problem List **WBT** – 4:00 Min
- EpicCare Inpatient: Managing Orders **WBT** – 9:00 Min
- EpicCare Inpatient: Medication Reconciliation **WBT** – 11:00 Min
- EpicCare Inpatient: Using In Basket **WBT** – 8:00 Min

- **CUP - Cardiology Provider (Inpatient) VILT** – 4:00 Hours
- **CUP - Cardiologist User Settings & Technology Lab** – 4:00 Hours

- Review Results **WBT** – 3:30 Min
- Communicating with Staff and Patients **WBT** – 9:00 Min
- File Professional Charges **WBT** – 4:00 Min

Items Listed in Navy = No Registration Required

Items Listed in Red = Requires Registration

WBT = Web Based Training | **VILT** = Virtual Instructor Led Training | **LAB** = Hands-On Labs

CARDIOLOGY PROVIDER (OUTPATIENT)

TRACK DESCRIPTION:

In this track, the End User will learn the RWJBH Employed Cardiology provider outpatient workflows and functionality in Epic. Learners will use exercises to practice office visits and understanding Non-Invasive Cardiology procedures performed in office within Epic.

EXPECTED LEARNER:

RWJBH Employed Cardiologist Outpatient Provider

REQUIRED TRAINING

IMPORTANT NOTE: Classes / Labs noted in **RED** are to be taken in the order they are listed here

- Overview of Hyperspace **WBT** – 12:00 Min
- Introduction to Surgical Specialties **WBT** – 7:30 Min
- Finding Patient Information **WBT** – 5:00 Min
- Office Visit Demonstration **WBT** – 8:00 Min
- Overview of *In Basket* **WBT** – 7:30 Min
- EpicCare Ambulatory: Writing Notes for Office Visits **WBT** – 10:00 Min
- EpicCare Ambulatory: Ordering in an Outpatient Context **WBT** – 9:00 Min
- EpicCare Ambulatory: Wrapping Up a Visit **WBT** – 8:00 Min
- EpicCare Ambulatory: Documenting a Straightforward Visit with Express Lane **WBT** – 4:00 Min

- **POD - Ambulatory Internal & Family Practice Provider (Outpatient) VILT** – 5:00 Hours
- **CUP - Cardiology Provider (Outpatient) VILT** – 1:00 Hour
- **CUP - Cardiologist User Settings & Technology Lab** – 4:00 Hours

- File Professional Charges **WBT** – 4:00 Min
- Telemedicine Visit Provider **WBT** – 7:00 Min

Items Listed in Navy = No Registration Required

Items Listed in Red = Requires Registration

WBT = Web Based Training | **VILT** = Virtual Instructor Led Training | **LAB** = Hands-On Labs

ED MEDICAL DIRECTOR

TRACK DESCRIPTION:

This learning track is designed for the ED Director. The End User will learn about ED Workflows in Epic and will get an overview of the reporting functionality. End Users will learn how to choose the right reporting tool, how to navigate dashboards, run reports, and create reports.

EXPECTED LEARNER:

ED Physician

REQUIRED TRAINING

IMPORTANT NOTE: Classes / Labs noted in **RED** are to be taken in the order they are listed here

- Overview of Hyperspace for ASAP Users **WBT** – 6:00 Min
- Signing in and Getting Up to Speed **WBT** – 6:30 Min
- Clinical Information Review **WBT** – 8:00 Min
- Placing Orders from the Quick List **WBT** - 3:00 Min
- Documenting a Patient Exam **WBT** – 8:30 Min
- Single-Screen Disposition **WBT** – 5:30 Min
- Overview of In Basket for ED Physicians **WBT** – 3:00 Min

- **ASAP - ED Physician VILT + User Settings Lab – 8:00 Hours**

- Introduction to Radar **WBT** – 6:00 Min
- Run and Manage Reports **WBT** – 7:00 Min
- Using Patient Review Activities **WBT** – 2:30 Min
- Overview of Reporting **WBT** – 4:00 Min
- Modifying the Search Criteria of a Report **WBT** – 9:00 Min
-
- Create a New View of a Radar Dashboard **WBT** – 7:00 Min
- It's Possible... Secure Chat **WBT** – 2:00 Min

- **COG - Reporting in Epic VILT – 4:30 Hours**

Items Listed in Navy = No Registration Required

Items Listed in Red = Requires Registration

WBT = Web Based Training | **VILT** = Virtual Instructor Led Training | **LAB** = Hands-On Labs

ED PHYSICIAN

TRACK DESCRIPTION:

This learning is for the ED Providers. End Users will learn about ED Workflows in Epic.

EXPECTED LEARNER:

ED Physician & ED Scribes

REQUIRED TRAINING

IMPORTANT NOTE: Classes / Labs noted in **RED** are to be taken in the order they are listed here

- Overview of Hyperspace for ASAP Users **WBT** – 6:00 Min
- Signing in and Getting Up to Speed **WBT** – 6:30 Min
- Clinical Information Review **WBT** – 8:00 Min
- Placing Orders from the Quick List **WBT** - 3:00 Min
- Documenting a Patient Exam **WBT** – 8:30 Min
- Single-Screen Disposition **WBT** – 5:30 Min
- Overview of In Basket for ED Physicians **WBT** – 3:00 Min

- **ASAP - ED Physician VILT + User Settings Lab – 8:00 Hours**

- Introduction to Radar **WBT** – 6:00 Min (optional)
- Run and Manage Reports **WBT** – 7:00 Min (optional)
- Using Patient Review Activities **WBT** – 2:30 Min (optional)
- Using Simple Dictation in Haiku **WBT** – 2:30 Min (optional)
- Ordering in Haiku on iOS and Canto **WBT** – 4:00 Min (optional)
- Communicating with Staff and Patients **WBT** – 9:00 Min (optional)

Items Listed in Navy = No Registration Required

Items Listed in Red = Requires Registration

WBT = Web Based Training | **VILT** = Virtual Instructor Led Training | **LAB** = Hands-On Labs

GASTROENTEROLOGIST (INPATIENT)

TRACK DESCRIPTION:

In this learning track, the End User will be guided through the day in the life of an Inpatient Gastroenterology Provider. We will cover a variety of workflows including Admission, Requesting Endoscopy Procedures, Pre-Op / Post-Op documentation, Discharge, Transfer, Notes, Rounding, Placing Orders and Medication Reconciliation. Other topics include In Basket, Secure Chat & Care Everywhere.

EXPECTED LEARNER:

Gastroenterologists (Inpatient)

REQUIRED TRAINING

IMPORTANT NOTE: Classes / Labs noted in **RED** are to be taken in the order they are listed here

- EpicCare Inpatient: Medication Reconciliation **WBT** – 11:30 Min
- EpicCare Inpatient: Managing Orders **WBT** – 9:00 Min
- EpicCare Inpatient: Problem List **WBT** – 4:00 Min

- **POD - Gastroenterologist VILT** – 4:30 Hours
- **POD - Gastroenterologist User Settings & Technology Lab** – 4:00 Hours

- EpicCare Inpatient: Finding Patient Information **WBT** – 6:00 Min
- EpicCare Inpatient: Writing Notes **WBT** – 3:00 Min
- Overview of Transfer Center for Physicians **WBT** – 4:00 Min
- Introduction to *Decision Support* **WBT** – 3:30 Min
- Introduction to Radar **WBT** – 6:00 Min
- Run and Manage Reports **WBT** – 7:00 Min
- Documenting Gender, Sex, and Sexual Orientation **WBT** – 5:00 Min
- EpicCare Inpatient: Using In Basket **WBT** – 7:30 Min
- EpicCare Inpatient: Phases of Care **WBT** – 6:00 Min
- Overview of Hyperspace **WBT** – 12:00 Min
- Viewing a Patient's Care Everywhere Information **WBT** – 7:30 Min
- Inpatient Problem-Oriented Charting **WBT** – 5:00 Min

Items Listed in Navy = No Registration Required

Items Listed in Red = Requires Registration

WBT = Web Based Training | **VILT** = Virtual Instructor Led Training | **LAB** = Hands-On Labs

GYNECOLOGIC ONCOLOGIST (INPATIENT)

TRACK DESCRIPTION:

In this track the Gynecologic Oncologist who orders chemotherapy in the outpatient setting will receive either the Internist – Family Medicine Outpatient VILT or the EpicCare Surgical Provider VILT. They will then attend Beacon Gynecologic Oncologist training which will include Cancer Staging, Applying Chemotherapy Regimens, Therapy Plans, Blood Orders, Treatment Plan Modifications and Survivorship.

EXPECTED LEARNER:

Gynecologic Oncologist

REQUIRED TRAINING

IMPORTANT NOTE: Classes / Labs noted in **RED** are to be taken in the order they are listed here

- EpicCare Inpatient: Medication Reconciliation **WBT** – 11:30 Min
- EpicCare Inpatient: Managing Orders **WBT** – 9:00 Min
- EpicCare Inpatient: Problem List **WBT** – 4:00 Min
- **POD - Surgical Provider (Inpatient) VILT – 4:30 Hours**
- **POD - Surgical Provider User Settings & Technology Lab – 4:00 Hours**
- EpicCare Inpatient: Finding Patient Information **WBT** – 6:00 Min
- EpicCare Inpatient: Writing Notes **WBT** – 3:00 Min
- Overview of Transfer Center for Physicians **WBT** – 4:00 Min
- Introduction to *Decision Support* **WBT** – 3:30 Min
- Introduction to Radar **WBT** – 6:00 Min
- Run and Manage Reports **WBT** – 7:00 Min
- Documenting Gender, Sex, and Sexual Orientation **WBT** – 5:00 Min
- EpicCare Inpatient: Using In Basket **WBT** – 7:30 Min
- EpicCare Inpatient: Phases of Care **WBT** – 6:00 Min
- Overview of Hyperspace **WBT** – 12:00 Min
- Viewing a Patient's Care Everywhere Information **WBT** – 7:30 Min

Items Listed in Navy = No Registration Required

Items Listed in Red = Requires Registration

WBT = Web Based Training | **VILT** = Virtual Instructor Led Training | **LAB** = Hands-On Labs

- Inpatient Problem-Oriented Charting **WBT** – 5:00 Min
-
- *Epic* EMR Success **WBT** – 14:00 Min
- Overview of Hyperspace **WBT** – 12:00 Min
- Finding Patient Information **WBT** – 5:00 Min
- Overview of Writing Notes **WBT** – 9:30 Min
- Introduction to the Problem List **WBT** – 8:30 Min
- Introduction to Surgical Specialties **WBT** – 8:00 Min
- Overview of *In Basket* **WBT** – 7:30 Min

- **BCN - Gynecologic Oncologist VILT** – 3:00 Hours

Items Listed in Navy = No Registration Required

Items Listed in Red = Requires Registration

WBT = Web Based Training | **VILT** = Virtual Instructor Led Training | **LAB** = Hands-On Labs

GYNECOLOGIC ONCOLOGIST (OUTPATIENT)

TRACK DESCRIPTION:

In this track the Gynecologic Oncologist who orders chemotherapy in the outpatient setting will receive the EpicCare Surgical Provider VILT. They will then attend Beacon Gynecologic Oncologist training which will include Cancer Staging, Applying Chemotherapy Regimens, Therapy Plans, Blood Orders, Treatment Plan Modifications and Survivorship.

EXPECTED LEARNER:

Gynecologic Oncologist

REQUIRED TRAINING

IMPORTANT NOTE: Classes / Labs noted in **RED** are to be taken in the order they are listed here

- Office Visit Demonstration **WBT** – 8:00 Min
- Overview of Hyperspace **WBT** – 12:00 Min
- Introduction to the Problem List **WBT** – 8:30 Min
- Introduction to the Patient History **WBT** – 4:00 Min
- Overview of *In Basket* **WBT** – 7:30 Min
- EpicCare Ambulatory: Writing Notes for Office Visits **WBT** – 10:00 Min
- EpicCare Ambulatory: Wrapping Up a Visit **WBT** – 8:00 Min

- **POD - Surgical Provider (Outpatient) VILT – 5:00 Hours**
- **POD - Surgical Provider User Settings & Technology Lab – 4:00 Hours**

- Introduction to *Decision Support* **WBT** – 3:30 Min
- Introduction to Radar **WBT** – 6:00 Min
- Run and Manage Reports **WBT** – 7:00 Min
- In Basket: Handling Refill Requests **WBT** – 7:00 Min
- In Basket: Telephone Encounters **WBT** – 7:00 Min
- In Basket: Following up on Results Messages **WBT** – 6:00 Min
- Documenting Gender, Sex, and Sexual Orientation **WBT** – 5:00 Min

Items Listed in Navy = No Registration Required

Items Listed in Red = Requires Registration

WBT = Web Based Training | **VILT** = Virtual Instructor Led Training | **LAB** = Hands-On Labs

- It's Possible ... Care Everywhere **WBT** – 1:30 Min
- Overview of Beacon Treatment Plans **WBT** – 5:00 Min
- Overview of Cancer Staging **WBT** – 4:00 Min
- Overview of Therapy Plans **WBT** – 6:30 Min

- **BCN - Gynecologic Oncologist VILT** – 3:00 Hours

Items Listed in Navy = No Registration Required

Items Listed in Red = Requires Registration

WBT = Web Based Training | **VILT** = Virtual Instructor Led Training | **LAB** = Hands-On Labs

HEART TRANSPLANT PROVIDER

TRACK DESCRIPTION:

In this learning track, the End User will learn how to review the patient's chart, document transplant information, work within a transplant episode, use transplant checklists, prepare for surgery, review organ offer, document surgery and perform ABO verification and post procedure documentation.

EXPECTED LEARNER:

Heart Transplant Providers

REQUIRED TRAINING

IMPORTANT NOTE: Classes / Labs noted in **RED** are to be taken in the order they are listed here

- Exploring the Transplant Information Activity **WBT** – 6:30 Min
- Overview of Reporting **WBT** – 4:00 Min
- Using Workbench for Transplant Reporting **WBT** – 3:30 Min
- Exploring the Committee Review Encounter **WBT** – 4:00 Min
- In-Basket: Handling Refill Requests **WBT** – 7:00 Min
- EpicCare Ambulatory: Ordering in an Outpatient Context **WBT** – 10:00 Min
- In-Basket: Following up on Results Messages **WBT** – 7:00 Min
- In-Basket: Patient Advice Request Messages **WBT** – 6:00 Min
- In-Basket: Telephone Encounters **WBT** – 7:00 Min
- Overview of Hyperspace in an Outpatient Setting **WBT** – 9:30 Min

- **HOS - Heart Transplant Provider Hours VILT** – 7:00 Hours
- **HOS – Transplant Provider User Settings Lab** – 3:30 Hours

Items Listed in Navy = No Registration Required

Items Listed in Red = Requires Registration

WBT = Web Based Training | **VILT** = Virtual Instructor Led Training | **LAB** = Hands-On Labs

INPATIENT PROVIDER (NOS)

TRACK DESCRIPTION:

In this learning track, the End User will be guided through the day in life of an Inpatient Internal Medicine Provider. We will cover a variety of workflows such as Admission, Rounding, Transfers, Discharging, Placing Orders, Notes and Medication Reconciliation.

EXPECTED LEARNER:

Allergist, Critical Care, Family Medicine Provider, Geriatrician, Hospitalist (Internal Medicine), Infectious Disease Provider, Intensivist, Internist, Neurologist, Pulmonologist, Rheumatologist, Physiatrist (PM&R), and Endocrinologist

REQUIRED TRAINING

IMPORTANT NOTE: Classes / Labs noted in **RED** are to be taken in the order they are listed here

- EpicCare Inpatient: Medication Reconciliation **WBT** – 11:30 Min
- EpicCare Inpatient: Managing Orders **WBT** – 9:00 Min
- EpicCare Inpatient: Problem List **WBT** – 4:00 Min

- **POD - Internist VILT – 4:30 Hours**
- **POD - Non-Surgical Provider User Settings & Technology Lab – 4:00 Hours**

- EpicCare Inpatient: Finding Patient Information **WBT** – 6:00 Min
- EpicCare Inpatient: Writing Notes **WBT** – 3:00 Min
- Overview of Transfer Center for Physicians **WBT** – 4:00 Min
- Introduction to *Decision Support* **WBT** – 3:30 Min
- Introduction to Radar **WBT** – 6:00 Min
- Run and Manage Reports **WBT** – 7:00 Min
- Documenting Gender, Sex, and Sexual Orientation **WBT** – 5:00 Min
- EpicCare Inpatient: Using In Basket **WBT** – 7:30 Min
- EpicCare Inpatient: Phases of Care **WBT** – 6:00 Min
- Overview of Hyperspace **WBT** – 12:00 Min
- Viewing a Patient's Care Everywhere Information **WBT** – 7:30 Min

Items Listed in Navy = No Registration Required

Items Listed in Red = Requires Registration

WBT = Web Based Training | **VILT** = Virtual Instructor Led Training | **LAB** = Hands-On Labs

➤ Inpatient Problem-Oriented Charting **WBT** – 5:00 Min

Items Listed in Navy = No Registration Required

Items Listed in Red = Requires Registration

WBT = Web Based Training | *VILT = Virtual Instructor Led Training* | *LAB = Hands-On Labs*

INTERVENTIONAL RADIOLOGIST

TRACK DESCRIPTION:

In this course you will learn how to complete consults, prepare for invasive exams, write notes, place orders, and review and addend studies. You'll also review In Basket and see how to follow up on common messages.

EXPECTED LEARNER:

Interventional Radiologist (PACS)

REQUIRED TRAINING

IMPORTANT NOTE: Classes / Labs noted in **RED** are to be taken in the order they are listed here

- Finding Patient Information **WBT** – 5:00 Min
- Overview of In Basket **WBT** – 7:30 Min
- Introduction to Radar **WBT** – 6:00 Min
- Overview of Writing Notes **WBT** – 9:30 Min
- EpicCare Inpatient: Managing Orders **WBT** – 9:00 Min
- EpicCare Inpatient: Medication Reconciliation **WBT** – 11:00 Min
- Introduction to the Problem List **WBT** – 8:30 Min
- EpicCare Inpatient: Phases of Care **WBT** – 6:00 Min

- **RAD/END - Interventional Radiologist VILT & User Settings Lab – 4:30 Hours**

- Introduction to Decision Support **WBT** – 3:30 Min
- Run and Manage Reports **WBT** – 7:00 Min
- It's Possible ... Personalizing Notes **WBT** – 1:00 Min
- It's Possible ... Mobile In-Basket **WBT** – 1:00 Min
- It's Possible ... Mobile Personalization **WBT** – 1:30 Min
- It's Possible ... Provider Finder **WBT** – 1:00 Min
- It's Possible ... Secure Chat **WBT** – 2:00 Min
- It's Possible ... Setting Availability in Secure Chat **WBT** – 1:30 Min
- Review and Create Notes **WBT** – 3:30 Min
- Using Simple Dictation in Haiku **WBT** – 2:30 Min

Items Listed in Navy = No Registration Required

Items Listed in Red = Requires Registration

WBT = Web Based Training | **VILT** = Virtual Instructor Led Training | **LAB** = Hands-On Labs

LUNG TRANSPLANT PROVIDER

TRACK DESCRIPTION:

In this learning track, the End User will learn how to review the patient's chart, document transplant information, work within a transplant episode, use transplant checklists, prepare for surgery, review organ offer, document surgery and perform ABO verification and post procedure documentation.

EXPECTED LEARNER:

Lung Transplant Providers

REQUIRED TRAINING

IMPORTANT NOTE: Classes / Labs noted in **RED** are to be taken in the order they are listed here

- Exploring the Transplant Information Activity **WBT** – 6:30 Min
- Overview of Reporting **WBT** – 4:00 Min
- Using Workbench for Transplant Reporting **WBT** – 3:30 Min
- Exploring the Committee Review Encounter **WBT** – 4:00 Min
- In-Basket: Handling Refill Requests **WBT** – 7:00 Min
- EpicCare Ambulatory: Ordering in an Outpatient Context **WBT** – 10:00 Min
- In-Basket: Following up on Results Messages **WBT** – 7:00 Min
- In-Basket: Patient Advice Request Messages **WBT** – 6:00 Min
- In-Basket: Telephone Encounters **WBT** – 7:00 Min
- Overview of Hyperspace in an Outpatient Setting **WBT** – 9:30 Min

- **HOS – Lung Transplant Provider Hours VILT – 7:00 Hours**
- **HOS – Transplant Provider User Settings + Technology Lab – 3:30 Hours**

Items Listed in Navy = No Registration Required

Items Listed in Red = Requires Registration

WBT = Web Based Training | **VILT** = Virtual Instructor Led Training | **LAB** = Hands-On Labs

MEDICAL ONCOLOGIST-HEMATOLOGIST (INPATIENT)

TRACK DESCRIPTION:

In this track, the Medical Oncologist-Hematologist in the inpatient settings will receive training on Cancer staging, oncology histories and treatment summaries.

EXPECTED LEARNER:

Medical Oncologist-Hematologist

REQUIRED TRAINING

IMPORTANT NOTE: Classes / Labs noted in **RED** are to be taken in the order they are listed here

- EpicCare Inpatient: Medication Reconciliation **WBT** – 11:30 Min
- EpicCare Inpatient: Managing Orders **WBT** – 9:00 Min
- **POD - Internist VILT – 4:30 Hours**
- **POD - Non-Surgical Provider User Settings & Technology Lab – 4:00 Hours**
- EpicCare Inpatient: Finding Patient Information **WBT** – 6:00 Min
- EpicCare Inpatient: Writing Notes **WBT** – 3:00 Min
- Overview of Transfer Center for Physicians **WBT** – 4:00 Min
- Introduction to *Decision Support* **WBT** – 3:30 Min
- Introduction to Radar **WBT** – 6:00 Min
- Run and Manage Reports **WBT** – 7:00 Min
- Documenting Gender, Sex, and Sexual Orientation **WBT** – 5:00 Min
- EpicCare Inpatient: Using In Basket **WBT** – 7:30 Min
- EpicCare Inpatient: Phases of Care **WBT** – 6:00 Min
- Overview of Hyperspace **WBT** – 12:00 Min
- Viewing a Patient's Care Everywhere Information **WBT** – 7:30 Min
- Inpatient Problem-Oriented Charting **WBT** – 5:00 Min
- *Epic EMR Success* **WBT** – 14:00 Min
- Introduction to the Problem List **WBT** – 8:30 Min

Items Listed in Navy = No Registration Required

Items Listed in Red = Requires Registration

WBT = Web Based Training | **VILT** = Virtual Instructor Led Training | **LAB** = Hands-On Labs

- Overview of *In Basket* **WBT** – 7:30 Min
- EpicCare Inpatient: Problem List **WBT** – 4:00 Min
- EpicCare Inpatient: Using In Basket **WBT** – 7:30 Min
- EpicCare Inpatient: Phases of Care **WBT** – 6:00 Min

- **BCN - Medical Oncologist-Hematologist VILT** – 3:00 Hours

Items Listed in Navy = No Registration Required

Items Listed in Red = Requires Registration

WBT = Web Based Training | **VILT** = Virtual Instructor Led Training | **LAB** = Hands-On Labs

MEDICAL ONCOLOGIST-HEMATOLOGIST (OUTPATIENT)

TRACK DESCRIPTION:

In this track the employed Medical Oncologist who orders chemotherapy in the outpatient setting will receive the Ambulatory Internal & Family Practice Provider VILT. They will then attend Beacon Medical Oncologist Training which will include Cancer Staging, Applying Chemotherapy Regimens, Therapy Plans, Blood Orders, Treatment Plan Modifications and Survivorship.

EXPECTED LEARNER:

Medical Oncologist-Hematologist (Outpatient)

REQUIRED TRAINING

IMPORTANT NOTE: Classes / Labs noted in **RED** are to be taken in the order they are listed here

- EpicCare Ambulatory: Writing Notes for Office Visits **WBT** – 10:00 Min
- EpicCare Ambulatory: Wrapping Up a Visit **WBT** – 8:00 Min
- **POD - Ambulatory Internal & Family Practice Provider (Outpatient) VILT – 5:00 Hours**
- **POD - Non-Surgical Provider User Settings & Technology Lab – 4:00 Hours**
- Overview of Hyperspace **WBT** – 12:00 Min
- Finding Patient Information **WBT** – 5:00 Min
- Overview of Writing Notes **WBT** – 9:30 Min
- Introduction to the Problem List **WBT** – 8:30 Min
- Introduction to Surgical Specialties **WBT** – 7:30 Mn
- Overview of In Basket **WBT** – 7:30 Min
- Office Visit Demonstration **WBT** – 8:00 Min
- Introduction to the Patient History **WBT** – 4:00 Min
- EpicCare Ambulatory: Ordering in an Outpatient Context **WBT** – 9:00 Min
- Introduction to Communication Workflows **WBT** – 10:00 Min

Items Listed in Navy = No Registration Required

Items Listed in Red = Requires Registration

WBT = Web Based Training | **VILT** = Virtual Instructor Led Training | **LAB** = Hands-On Labs

- EpicCare Ambulatory: Documenting a Straightforward Visit with Express Lane **WBT** – 4:00 Min
- **BCN - Medical Oncologist- Hematologist VILT** – 3:00 Hours
- Patient Engagement **WBT** – 2:30 Min
- Introduction to *Decision Support* **WBT** – 3:30 Min
- Introduction to Radar **WBT** – 6:00 Min
- Run and Manage Reports **WBT** – 7:00 Min
- In Basket: Handling Refill Requests **WBT** – 7:00 Min
- In Basket: Telephone Encounters **WBT** – 7:00 Min
- In Basket: Following up on Results Messages **WBT** – 6:00 Min
- Documenting Gender, Sex, and Sexual Orientation **WBT** – 5:00 Min
- Sex, Gender, and Clinical Decision Support **WBT** – 6:30 Min

Items Listed in Navy = No Registration Required

Items Listed in Red = Requires Registration

WBT = Web Based Training | **VILT** = Virtual Instructor Led Training | **LAB** = Hands-On Labs

MEDICAL STUDENT (INPATIENT/OUTPATIENT)

TRACK DESCRIPTION:

In this learning track, the End User will be guided through the day in a life of an Inpatient Medical Student. We will cover a variety of workflows such as Admission, Rounding, Discharge, Transfers, Pend Orders and Notes (including H&Ps and Progress Notes). Other topics include In Basket, Secure Chat & Care Everywhere.

EXPECTED LEARNER:

3rd & 4th Year Medical Student

REQUIRED TRAINING

IMPORTANT NOTE: Classes / Labs noted in **RED** are to be taken in the order they are listed here

- EpicCare Inpatient: Medication Reconciliation **WBT** – 11:30 Min
- EpicCare Inpatient: Managing Orders **WBT** – 9:00 Min
- EpicCare Inpatient: Problem List **WBT** – 4:00 Min
- Medical Student WBT – 75:00 Min
- EpicCare Inpatient: Finding Patient Information **WBT** – 6:00 Min
- EpicCare Inpatient: Writing Notes **WBT** – 3:00 Min
- Overview of Transfer Center for Physicians **WBT** – 4:00 Min
- Introduction to *Decision Support* **WBT** – 3:30 Min
- Introduction to Radar **WBT** – 6:00 Min
- Run and Manage Reports **WBT** – 7:00 Min
- Documenting Gender, Sex, and Sexual Orientation **WBT** – 5:00 Min
- EpicCare Inpatient: Using In Basket **WBT** – 7:30 Min
- EpicCare Inpatient: Phases of Care **WBT** – 6:00 Min
- Overview of Hyperspace **WBT** – 12:00 Min
- Viewing a Patient's Care Everywhere Information **WBT** – 7:30 Min
- Inpatient Problem-Oriented Charting **WBT** – 5:00 Min
-

Items Listed in Navy = No Registration Required

Items Listed in Red = Requires Registration

WBT = Web Based Training | **VILT** = Virtual Instructor Led Training | **LAB** = Hands-On Labs

MULTI-SPECIALTY PROVIDER (INPATIENT)

TRACK DESCRIPTION:

In this learning track, the End User will be guided through the day in life of a Family Medicine (Multi-Specialty) Provider. We will cover a variety of workflows such as Admission, Rounding, Transfers, Discharging, Placing Orders, Notes and Medication Reconciliation, including an overview of the Greaseboard, triage and delivery of obstetric patient.

EXPECTED LEARNER:

Family Medicine (Multi-Specialty) Provider

REQUIRED TRAINING

IMPORTANT NOTE: Classes / Labs noted in **RED** are to be taken in the order they are listed here

- EpicCare Inpatient: Medication Reconciliation **WBT** – 11:30 Min
- EpicCare Inpatient: Managing Orders **WBT** – 9:00 Min
- EpicCare Inpatient: Problem List **WBT** – 4:00 Min

- **POD - Multi-Specialty Provider (Inpatient) VILT** – 5:30 Hours
- **POD - Multi-Specialty Provider User Settings & Technology Lab** – 4:00 Hours

- EpicCare Inpatient: Finding Patient Information **WBT** – 6:00 Min
- EpicCare Inpatient: Writing Notes **WBT** – 3:00 Min
- Overview of Transfer Center for Physicians **WBT** – 4:00 Min
- Introduction to *Decision Support* **WBT** – 3:30 Min
- Introduction to Radar **WBT** – 6:00 Min
- Run and Manage Reports **WBT** – 7:00 Min
- Documenting Gender, Sex, and Sexual Orientation **WBT** – 5:00 Min
- EpicCare Inpatient: Using In Basket **WBT** – 7:30 Min
- EpicCare Inpatient: Phases of Care **WBT** – 6:00 Min
- Overview of Hyperspace in a Labor and Delivery Setting **WBT** – 10:00 Min
- Viewing a Patient's Care Everywhere Information **WBT** – 7:30 Min
- Inpatient Problem-Oriented Charting **WBT** – 5:00 Min

Items Listed in Navy = No Registration Required

Items Listed in Red = Requires Registration

WBT = Web Based Training | **VILT** = Virtual Instructor Led Training | **LAB** = Hands-On Labs

MULTI-SPECIALTY PROVIDER (OUTPATIENT)

TRACK DESCRIPTION:

Track Description: In this learning track, the End User will be guided through the day in life of a Family Medicine (Multi-Specialty) Provider. We will cover a variety of workflows such as Admission, Rounding, Transfers, Discharging, Placing Orders, Notes and Medication Reconciliation, including an overview of the Greaseboard, triage and delivery of obstetric patient.

EXPECTED LEARNER:

Family Medicine (Multi-Specialty) Provider

REQUIRED TRAINING

IMPORTANT NOTE: Classes / Labs noted in **RED** are to be taken in the order they are listed here

- Office Visit Demonstration **WBT** – 8:00 Min
- Overview of Hyperspace **WBT** – 12:00 Min
- Introduction to the Problem List **WBT** – 8:30 Min
- Introduction to the Patient History **WBT** – 4:00 Min
- Overview of *In Basket* **WBT** – 7:30 Min
- EpicCare Ambulatory: Writing Notes for Office Visits **WBT** – 10:00 Min
- EpicCare Ambulatory: Wrapping Up a Visit **WBT** – 8:00 Min

- **POD - Multi-Specialty Provider (Outpatient) VILT** – 5:30 Hours
- **POD - Multi-Specialty Provider User Settings & Technology Lab** – 4:00 Hours

- Introduction to *Decision Support* **WBT** – 3:30 Min
- Introduction to Radar **WBT** – 6:00 Min
- Run and Manage Reports **WBT** – 7:00 Min
- In Basket: Handling Refill Requests **WBT** – 7:00 Min
- In Basket: Telephone Encounters **WBT** – 7:00 Min
- In Basket: Following up on Results Messages **WBT** – 6:00 Min
- Documenting Gender, Sex, and Sexual Orientation **WBT** – 5:00 Min

Items Listed in Navy = No Registration Required

Items Listed in Red = Requires Registration

WBT = Web Based Training | **VILT** = Virtual Instructor Led Training | **LAB** = Hands-On Labs

NEONATOLOGIST (INPATIENT)

TRACK DESCRIPTION:

In this learning track, the End User will be guided through the day in life of an Inpatient Neonatology Provider. We will cover a variety of workflows such as Admission, Rounding, Transfers, Discharging, Labor & Delivery documentation, Placing Orders, Problem Oriented Charting, Notes and Medication Reconciliation. Other topics include In Basket, Secure Chat & Care Everywhere.

EXPECTED LEARNER:

Neonatologists

REQUIRED TRAINING

IMPORTANT NOTE: Classes / Labs noted in **RED** are to be taken in the order they are listed here

- EpicCare Inpatient: Medication Reconciliation **WBT** – 11:30 Min
- EpicCare Inpatient: Managing Orders **WBT** – 9:00 Min
- EpicCare Inpatient: Problem List **WBT** – 4:00 Min

- **POD - Neonatologist VILT** – 4:30 Hours
- **POD - Neonatologist User Settings & Technology Lab** – 4:00 Hours

- EpicCare Inpatient: Finding Patient Information **WBT** – 6:00 Min
- EpicCare Inpatient: Writing Notes **WBT** – 3:00 Min
- Overview of Transfer Center for Physicians **WBT** – 4:00 Min
- Introduction to *Decision Support* **WBT** – 3:30 Min
- Introduction to Radar **WBT** – 6:00 Min
- Run and Manage Reports **WBT** – 7:00 Min
- Documenting Gender, Sex, and Sexual Orientation **WBT** – 5:00 Min
- EpicCare Inpatient: Using In Basket **WBT** – 7:30 Min
- EpicCare Inpatient: Phases of Care **WBT** – 6:00 Min
- Overview of Hyperspace **WBT** – 12:00 Min
- Viewing a Patient's Care Everywhere Information **WBT** – 7:30 Min
- Inpatient Problem-Oriented Charting **WBT** – 5:00 Min

Items Listed in Navy = No Registration Required

Items Listed in Red = Requires Registration

WBT = Web Based Training | **VILT** = Virtual Instructor Led Training | **LAB** = Hands-On Labs

NEURO INTERVENTIONALISTS (INPATIENT)

TRACK DESCRIPTION:

In this track, the End User will learn the RWJBH Neuro Interventionalist workflows. This will include information about inpatient care as well as performing/resulting cases done in the CMC Invasive Cath Lab.

EXPECTED LEARNER:

Neuro Interventionalist

REQUIRED TRAINING

IMPORTANT NOTE: Classes / Labs noted in **RED** are to be taken in the order they are listed here

- Overview of Hyperspace in the Inpatient Setting **WBT** – 9:00 Min
- Invasive Cardiology Workflow Overview **WBT**- 13:30 Min
- Introduction to Surgical Specialties **WBT** – 7:30 Min
- Overview of Writing Notes **WBT** – 9:30 Min
- EpicCare Inpatient: Finding Patient Information **WBT** – 6:00 Min
- EpicCare Inpatient: Problem List **WBT** – 4:00 Min
- EpicCare Inpatient: Managing Orders **WBT** – 9:00 Min
- EpicCare Inpatient: Medication Reconciliation **WBT** – 11:00 Min
- EpicCare Inpatient: Using In Basket **WBT** – 8:00 Min
- Review Results **WBT** – 3:30 Min
- Communicating with Staff and Patients **WBT** – 9:00 Min
- File Professional Charges **WBT** – 4:00 Min

- **POD - Neurologist Provider (Inpatient) VILT** – 4:30 Hours
- **CUP – Cardiology Provider (Inpatient) VILT** – 4:00 Hours
- **CUP – Cardiologist User Settings + Technology Lab** – 3:30 Hours

Items Listed in Navy = No Registration Required

Items Listed in Red = Requires Registration

WBT = Web Based Training | **VILT** = Virtual Instructor Led Training | **LAB** = Hands-On Labs

NEUROLOGIST (INPATIENT)

TRACK DESCRIPTION:

In this learning track, the End User will be guided through the day in life of an Inpatient Internal Medicine Provider. We will cover a variety of workflows such as Admission, Rounding, Transfers, Discharging, Placing Orders, Notes and Medication Reconciliation.

EXPECTED LEARNER:

Neurologist

REQUIRED TRAINING

IMPORTANT NOTE: Classes / Labs noted in **RED** are to be taken in the order they are listed here

- EpicCare Inpatient: Medication Reconciliation **WBT** – 11:30 Min
- EpicCare Inpatient: Managing Orders **WBT** – 9:00 Min
- EpicCare Inpatient: Problem List **WBT** – 4:00 Min

- **POD - Neurologist (Inpatient) VILT** – 4:30 Hours
- **POD - Neurologist User Settings & Technology Lab** – 4:00 Hours

- EpicCare Inpatient: Finding Patient Information **WBT** – 6:00 Min
- EpicCare Inpatient: Writing Notes **WBT** – 3:00 Min
- Overview of Transfer Center for Physicians **WBT** – 4:00 Min
- Introduction to *Decision Support* **WBT** – 3:30 Min
- Introduction to Radar **WBT** – 6:00 Min
- Run and Manage Reports **WBT** – 7:00 Min
- Documenting Gender, Sex, and Sexual Orientation **WBT** – 5:00 Min
- EpicCare Inpatient: Using In Basket **WBT** – 7:30 Min
- EpicCare Inpatient: Phases of Care **WBT** – 6:00 Min
- Overview of Hyperspace **WBT** – 12:00 Min
- Viewing a Patient's Care Everywhere Information **WBT** – 7:30 Min
- Inpatient Problem-Oriented Charting **WBT** – 5:00 Min

Items Listed in Navy = No Registration Required

Items Listed in Red = Requires Registration

WBT = Web Based Training | **VILT** = Virtual Instructor Led Training | **LAB** = Hands-On Labs

NON-INVASIVE RADIOLOGIST

TRACK DESCRIPTION:

In this course you will learn how to find patients, review charts, and place orders. You'll review PACS integration, non-invasive radiology studies, attend studies, and f results. You'll also review In Basket and see how to follow up on common messages.

EXPECTED LEARNER:

Non-Invasive Radiologist (PACS)

REQUIRED TRAINING

IMPORTANT NOTE: Classes / Labs noted in **RED** are to be taken in the order they are listed here

- Finding Patient Information **WBT** – 5:00 Min
- Overview of *In Basket* **WBT** – 7:30 Min
- Overview of the Imaging Dashboard **WBT** – 2:30 Min
- Introduction to Radar **WBT** – 6:00 Min
- Overview of Writing Notes **WBT** – 9:30 Min

- **RAD/END - Non-Invasive Radiologist VILT** – 2:30 Hours

- Introduction to Decision Support **WBT** – 3:30 Min
- Run and Manage Reports **WBT** – 7:00 Min
- It's Possible ... Mobile In-Basket **WBT** – 1:00 Min
- It's Possible ... Mobile Personalization **WBT** – 1:30 Min
- It's Possible ... Provider Finder **WBT** – 1:00 Min
- It's Possible ... Secure Chat **WBT** – 2:00 Min
- It's Possible ... Setting Availability in Secure Chat **WBT** – 1:30 Min
- Review and Create Notes **WBT** – 3:30 Min
- Using Simple Dictation in Haiku **WBT** – 2:30 Min

Items Listed in Navy = No Registration Required

Items Listed in Red = Requires Registration

WBT = Web Based Training | **VILT** = Virtual Instructor Led Training | **LAB** = Hands-On Labs

OBSTETRICIAN GYNECOLOGIST (INPATIENT)

TRACK DESCRIPTION:

In this learning track, the End User will be guided through the day in the life of an Inpatient OBGYN Provider. We will cover a variety of workflows such as Admission, Rounding, Vaginal and Operative deliveries, Circumcision, Notes, Requesting Cases, Pre-Op / Post-Op documentation, placing orders, Discharge, Transfers and Medication Reconciliation.

EXPECTED LEARNER:

Obstetrician Gynecologist

REQUIRED TRAINING

IMPORTANT NOTE: Classes / Labs noted in **RED** are to be taken in the order they are listed here

- EpicCare Inpatient: Medication Reconciliation **WBT** – 11:30 Min
- EpicCare Inpatient: Managing Orders **WBT** – 9:00 Min
- EpicCare Inpatient: Problem List **WBT** – 4:00 Min

- **POD - Obstetrician Gynecologist (Inpatient) VILT – 6:00 Hours**
- **POD - Obstetrician Gynecologist User Settings & Technology Lab – 4:00 Hours**
- **STK - CPN Provider Training Webinar – 30 Min**

- EpicCare Inpatient: Finding Patient Information **WBT** – 6:00 Min
- EpicCare Inpatient: Writing Notes **WBT** – 3:00 Min
- Overview of Transfer Center for Physicians **WBT** – 4:00 Min
- Introduction to *Decision Support* **WBT** – 3:30 Min
- Introduction to Radar **WBT** – 6:00 Min
- Run and Manage Reports **WBT** – 7:00 Min
- Documenting Gender, Sex, and Sexual Orientation **WBT** – 5:00 Min
- EpicCare Inpatient: Using In Basket **WBT** – 7:30 Min
- EpicCare Inpatient: Phases of Care **WBT** – 6:00 Min
- Overview of Hyperspace in a Labor and Delivery Setting **WBT** – 10:00 Min

Items Listed in Navy = No Registration Required

Items Listed in Red = Requires Registration

WBT = Web Based Training | **VILT** = Virtual Instructor Led Training | **LAB** = Hands-On Labs

- Viewing a Patient's Care Everywhere Information **WBT** – 7:30 Min
- Inpatient Problem-Oriented Charting **WBT** – 5:00 Min

Items Listed in Navy = No Registration Required

Items Listed in Red = Requires Registration

WBT = *Web Based Training* | **VILT** = *Virtual Instructor Led Training* | **LAB** = *Hands-On Labs*

OBSTETRICIAN GYNECOLOGIST (OUTPATIENT)

TRACK DESCRIPTION:

In this learning track, the End User will learn how to get through the essentials of office visits, and surgical consults, including reviewing the chart, documenting, writing notes, prepping for surgery, documenting prenatal assessments, and placing orders. The End User will also review InBasket and see how to follow up on common messages.

EXPECTED LEARNER:

Obstetrician Gynecologist (Outpatient)

REQUIRED TRAINING

IMPORTANT NOTE: Classes / Labs noted in **RED** are to be taken in the order they are listed here

- Office Visit Demonstration **WBT** – 8:00 Min
- Overview of Hyperspace **WBT** – 12:00 Min
- Introduction to the Problem List **WBT** – 8:30 Min
- Introduction to the Patient History **WBT** – 4:00 Min
- Overview of *In Basket* **WBT** – 7:30 Min
- EpicCare Ambulatory: Writing Notes for Office Visits **WBT** – 10:00 Min
- EpicCare Ambulatory: Wrapping Up a Visit **WBT** – 8:00 Min

- **POD - Obstetrician Gynecologist (Outpatient) *VILT* – 5:00 Hours**
- **POD - Obstetrician Gynecologist User Settings & Technology *Lab* – 4:00 Hours**

- Introduction to *Decision Support* **WBT** – 3:30 Min
- Introduction to Radar **WBT** – 6:00 Min
- Run and Manage Reports **WBT** – 7:00 Min
- In Basket: Handling Refill Requests **WBT** – 7:00 Min
- In Basket: Telephone Encounters **WBT** – 7:00 Min
- In Basket: Following up on Results Messages **WBT** – 6:00 Min

Items Listed in Navy = No Registration Required

Items Listed in Red = Requires Registration

WBT = Web Based Training | **VILT** = Virtual Instructor Led Training | **LAB** = Hands-On Labs

➤ Documenting Gender, Sex, and Sexual Orientation **WBT** – 5:00 Min

Items Listed in Navy = No Registration Required

Items Listed in Red = Requires Registration

WBT = Web Based Training | *VILT = Virtual Instructor Led Training* | *LAB = Hands-On Labs*

ONCOLOGY PHARMACIST (INPATIENT)

TRACK DESCRIPTION:

This learning track is designed for the Oncology Pharmacist in which the End User will learn the workflows in Epic – specific to the Oncology Pharmacist.

EXPECTED LEARNER:

Oncology Pharmacist

REQUIRED TRAINING

IMPORTANT NOTE: Classes / Labs noted in **RED** are to be taken in the order they are listed here

- Overview of Hyperspace in an Inpatient Setting **WBT** – 9:00 Min
- Introduction to Willow Inpatient **WBT** – 9:30 Min
- EpicCare Inpatient: Medication Reconciliation **WBT** – 11:00 Min
- EpicCare Inpatient: Managing Orders **WBT** – 9:00 Min
- Verify Orders **WBT** – 12:30 Min

- **WIP - Pharmacist (Inpatient) Part 1 VILT** – 8:00 Hours
- **WIP - Pharmacist (Inpatient) Part 2 VILT** – 8:00 Hours

- Complete Common Pharmacy Tasks **WBT** – 9:00 Min
- Administering Medications on the MAR **WBT** – 5:00 Min
- Advanced Medication Administration on the MAR **WBT** – 11:30 Min
- Documenting IV Fluids and Medication Drips **WBT** – 11:30 Min

- **BCN - Oncology Pharmacist VILT** – 5:00 Hours

- Overview of Reporting **WBT** – 4:00 Min
- Run and Manage Reports **WBT** – 7:00 Min
- Modifying the Search Criteria of a Report **WBT** – 9:00 Min
- Introduction to Radar **WBT** – 6:00 Min
- Create a New View of a Radar Dashboard **WBT** – 7:00 Min
-

Items Listed in Navy = No Registration Required

Items Listed in Red = Requires Registration

WBT = Web Based Training | **VILT** = Virtual Instructor Led Training | **LAB** = Hands-On Labs

OPHTHALMOLOGIST (OUTPATIENT)

TRACK DESCRIPTION:

In this learning track, you will learn how to document encounters, place orders, and perform a comprehensive exam. Additional topics included in this lesson are documenting injections and prep for procedure. You will also explore the activities in Epic that you will use most often for your job role. After exploring the activities, you will work through the common workflows for your job role using appropriate scenarios and patients.

EXPECTED LEARNER:

Ophthalmologist

REQUIRED TRAINING

IMPORTANT NOTE: Classes / Labs noted in **RED** are to be taken in the order they are listed here

- *Epic EMR Success* **WBT** – 14:00 Min
- *Introduction to Imaging and Procedures* **WBT** – 5:00 Min
- *Overview of Hyperspace* **WBT** – 12:00 Min
- *Finding Patient Information* **WBT** – 5:00 Min
- *Overview of Writing Notes* **WBT** – 9:30 Min
- *Introduction to the Problem List* **WBT** – 8:30 Min
- *Introduction to Surgical Specialties* **WBT**- 7:30 Min
- *Overview of In Basket* **WBT** – 7:30 Min
- *Ophthalmology Office Visit Demonstration*- 8:00 Min (KAL001)
- *Introduction to the Patient History* **WBT** – 4:00 Min
- *Introduction to Imaging and Procedures*-5:00 Min (KAL002)
- *Wrapping Up a Visit* **WBT** – 8:00 Min
- *EpicCare Ambulatory: Ordering in an Outpatient Context* **WBT** – 9:00 Min
- *Introduction to Communication Workflows* **WBT** – 10:00 Min
- *EpicCare Ambulatory: Documenting a Straightforward Visit with Express Lane* **WBT** – 4:00 Min

Items Listed in Navy = No Registration Required

Items Listed in Red = Requires Registration

WBT = Web Based Training | **VILT** = Virtual Instructor Led Training | **LAB** = Hands-On Labs

- KAL - Ophthalmologist Provider (Outpatient) **VILT** – 5:00 Hours
- KAL - Ophthalmologist User Settings & Technology **Lab** – 4:00 Hours

Items Listed in Navy = No Registration Required

Items Listed in Red = Requires Registration

WBT = Web Based Training | *VILT = Virtual Instructor Led Training* | *LAB = Hands-On Labs*

ORTHOPEDIC PROVIDER (OUTPATIENT)

TRACK DESCRIPTION:

In this learning track, you will learn how to document encounters, place orders, document imaging results. Additional topics included in this lesson are documenting affected body area, documenting injections and prep for procedure. You will also explore the activities in Epic that you will use most often for your job role. After exploring the activities, you will work through the common workflows for your job role using appropriate scenarios and patients.

EXPECTED LEARNER:

Orthopedist or Orthopedic Provider

REQUIRED TRAINING

IMPORTANT NOTE: Classes / Labs noted in **RED** are to be taken in the order they are listed here

- Epic EMR Success **WBT** – 14:00 Min
- Introduction to Imaging and Procedures **WBT** – 5:00 Min
- Overview of Hyperspace **WBT** – 12:00 Min
- Finding Patient Information **WBT** – 5:00 Min
- Overview of Writing Notes **WBT** – 9:30 Min
- Introduction to the Problem List **WBT** – 8:30 Min
- Introduction to Surgical Specialties **WBT**- 7:30 Min
- Overview of *In Basket* **WBT** – 7:30 Min
- Office Visit Demonstration **WBT** – 8:00 Min
- Introduction to the Patient History **WBT** – 4:00 Min
- Wrapping Up a Visit **WBT** – 8:00 Min
- EpicCare Ambulatory: Ordering in an Outpatient Context **WBT** – 9:00 Min
- Introduction to Communication Workflows **WBT** – 10:00 Min
- EpicCare Ambulatory: Documenting a Straightforward Visit with Express Lane **WBT** – 4:00 Min

Items Listed in Navy = No Registration Required

Items Listed in Red = Requires Registration

WBT = Web Based Training | **VILT** = Virtual Instructor Led Training | **LAB** = Hands-On Labs

- HOS - Orthopedic Provider (Outpatient) **VILT** – 5:00 Hours
- HOS - Orthopedic Provider User Settings & Technology **Lab** – 4:00 Hours
- File Professional Charges **WBT** – 4:00 Min
- Communicating via Telemedicine in Canto **WBT** – 4:00 Min

Items Listed in Navy = No Registration Required

Items Listed in Red = Requires Registration

WBT = Web Based Training | **VILT** = Virtual Instructor Led Training | **LAB** = Hands-On Labs

PATHOLOGIST (INPATIENT)

TRACK DESCRIPTION:

In this learning track, you will learn about the Pathology workflows in Epic.

EXPECTED LEARNER:

Pathologist (Inpatient), Gross Assistant (Inpatient)

REQUIRED TRAINING

IMPORTANT NOTE: Classes / Labs noted in **RED** are to be taken in the order they are listed here

- Overview of Hyperspace **WBT** – 12:00 Min
- Introduction to the Problem List **WBT** – 8:30 Min
- Overview of *In Basket* **WBT** – 7:30 Min
- Navigating the Outstanding List **WBT** – 4:00 Min
- Overview of Beaker Anatomic Pathology **WBT** – 6:30 Min
- Building a Histology Case **WBT** – 3:30 Min
- Resulting and Signing out a Case **WBT** – 5:30 Min
- Finding Information in Case Inquiry **WBT** – 2:30 Min
- Documenting Case QA and Correlation **WBT** – 4:30 Min

- **BEAK - Pathologist (Inpatient) VILT & User Settings Lab** – 7:00 Hours

- Introduction to Radar **WBT** – 6:00 Min
- Run and Manage Reports **WBT** – 7:00 Min
- It's Possible ... Secure Chat **WBT** – 2:00 Min
- It's Possible ... Setting Availability in Secure Chat **WBT** – 1:30 Min
- Overview of MyChart **WBT** – 7:00 Min
- Top Ten Tips During Covid-19 **WBT** – 2:30 Min
- It's Possible ... Dictate Later **WBT**- 1:00 Min
- Using Patient Review Activities **WBT** – 2:30 Min

Items Listed in Navy = No Registration Required

Items Listed in Red = Requires Registration

WBT = Web Based Training | **VILT** = Virtual Instructor Led Training | **LAB** = Hands-On Labs

- Review Results **WBT** – 3:30 Min
- Communicating with Staff and Patients **WBT** – 9:00 Min
- Reviewing Orders-Related Messages **WBT** – 3:30 Min
- File Professional Charges **WBT** – 4:00 Min

Items Listed in Navy = No Registration Required

Items Listed in Red = Requires Registration

WBT = Web Based Training | **VILT** = Virtual Instructor Led Training | **LAB** = Hands-On Labs

PEDIATRIC CARDIOLOGIST (INPATIENT)

TRACK DESCRIPTION:

In this learning track, the End User will be guided through the day in life of an Inpatient Pediatric Provider. We will cover a variety of workflows such as Admission, Rounding, Transfers, Discharging, Placing Orders, Problem Oriented Charting, Notes and Medication Reconciliation. Other topics include In Basket, Secure Chat & Care Everywhere. This track will also cover Non-Invasive Cardiology resulting workflows.

EXPECTED LEARNER:

Inpatient Pediatric Cardiologist

ED Physician

REQUIRED TRAINING

IMPORTANT NOTE: Classes / Labs noted in **RED** are to be taken in the order they are listed here

- EpicCare Inpatient: Medication Reconciliation **WBT** – 11:30 Min
- EpicCare Inpatient: Managing Orders **WBT** – 9:00 Min
- EpicCare Inpatient: Problem List **WBT** – 4:00 Min
- **POD - Pediatrician (Inpatient) VILT – 4:30 Hours**
- **CUP - Pediatric Cardiologist Resulting Non-Invasive Cardiology Studies VILT - 2:00 Hours**
- **POD - Pediatrician User Settings + Technology Lab – 3:30 Hours**

- EpicCare Inpatient: Finding Patient Information **WBT** – 6:00 Min
- EpicCare Inpatient: Writing Notes **WBT** – 3:00 Min
- Overview of Transfer Center for Physicians **WBT** – 4:00 Min
- Introduction to *Decision Support* **WBT** – 3:30 Min
- Introduction to Radar **WBT** – 6:00 Min
- Run and Manage Reports **WBT** – 7:00 Min
- Documenting Gender, Sex, and Sexual Orientation **WBT** – 5:00 Min
- EpicCare Inpatient: Using In Basket **WBT** – 7:30 Min
- EpicCare Inpatient: Phases of Care **WBT** – 6:00 Min
- Overview of Hyperspace **WBT** – 12:00 Min
- Viewing a Patient's Care Everywhere Information **WBT** – 7:30 Min

Items Listed in Navy = No Registration Required

Items Listed in Red = Requires Registration

WBT = Web Based Training | **VILT** = Virtual Instructor Led Training | **LAB** = Hands-On Labs

➤ Inpatient Problem-Oriented Charting **WBT** – 5:00 Min

Items Listed in Navy = No Registration Required

Items Listed in Red = Requires Registration

WBT = Web Based Training | *VILT = Virtual Instructor Led Training* | *LAB = Hands-On Labs*

PEDIATRIC CARDIOLOGIST (OUTPATIENT)

TRACK DESCRIPTION:

This learning track is designed for the Pediatric Provider including Physicians (MD, DO), Physician's Assistant (PA), Advanced Practice Nurse (APN), and Nurse Practitioner (NP). In this course the pediatric end user will be guided through several patient visits including standard office visit, express lane visit and procedure visit in Epic. The end user will learn about tools such as preference lists, favorites, smart sets and personalization to improve the speed and accuracy of documentation. The end user will also be instructed in use of the InBasket and Care Everywhere. This track will also cover Non-Invasive Cardiology resulting workflows.

EXPECTED LEARNER:

Outpatient Pediatric Cardiologist

REQUIRED TRAINING

IMPORTANT NOTE: Classes / Labs noted in **RED** are to be taken in the order they are listed here

- Office Visit Demonstration **WBT** – 8:00 Min
- Overview of Hyperspace **WBT** – 12:00 Min
- Introduction to the Problem List **WBT** – 8:30 Min
- Introduction to the Patient History **WBT** – 4:00 Min
- Overview of *In Basket* **WBT** – 7:30 Min
- EpicCare Ambulatory: Writing Notes for Office Visits **WBT** – 10:00 Min
- EpicCare Ambulatory: Wrapping Up a Visit **WBT** – 8:00 Min

- **POD - Pediatrician (Outpatient) VILT – 5:00 Hours**
- **CUP - Pediatric Cardiologist Resulting Non-Invasive Cardiology Studies VILT - 2:00 Hours**
- **POD - Pediatrician User Settings + Technology Lab – 3:30 Hours**

- Introduction to *Decision Support* **WBT** – 3:30 Min
- Introduction to Radar **WBT** – 6:00 Min
- Run and Manage Reports **WBT** – 7:00 Min
- In Basket: Handling Refill Requests **WBT** – 7:00 Min

Items Listed in Navy = No Registration Required

Items Listed in Red = Requires Registration

WBT = Web Based Training | **VILT** = Virtual Instructor Led Training | **LAB** = Hands-On Labs

- In Basket: Telephone Encounters **WBT** – 7:00 Min
- In Basket: Following up on Results Messages **WBT** – 6:00 Min
- Documenting Gender, Sex, and Sexual Orientation **WBT** – 5:00 Min

Items Listed in Navy = No Registration Required

Items Listed in Red = Requires Registration

WBT = Web Based Training | **VILT** = Virtual Instructor Led Training | **LAB** = Hands-On Labs

PEDIATRICIAN (INPATIENT)

TRACK DESCRIPTION:

In this learning track, the End User will be guided through the day in life of an Inpatient Pediatric Provider. We will cover a variety of workflows such as Admission, Rounding, Transfers, Discharging, Placing Orders, Problem Oriented Charting, Notes and Medication Reconciliation. Other topics include In Basket, Secure Chat & Care Everywhere.

EXPECTED LEARNER:

Pediatrician

REQUIRED TRAINING

IMPORTANT NOTE: Classes / Labs noted in **RED** are to be taken in the order they are listed here

- EpicCare Inpatient: Medication Reconciliation **WBT** – 11:30 Min
- EpicCare Inpatient: Managing Orders **WBT** – 9:00 Min
- EpicCare Inpatient: Problem List **WBT** – 4:00 Min

- **POD - Pediatrician (Inpatient) VILT** – 4:30 Hours
- **POD - Pediatrician User Settings & Technology Lab** – 4:00 Hours

- EpicCare Inpatient: Finding Patient Information **WBT** – 6:00 Min
- EpicCare Inpatient: Writing Notes **WBT** – 3:00 Min
- Overview of Transfer Center for Physicians **WBT** – 4:00 Min
- Introduction to *Decision Support* **WBT** – 3:30 Min
- Introduction to Radar **WBT** – 6:00 Min
- Run and Manage Reports **WBT** – 7:00 Min
- Documenting Gender, Sex, and Sexual Orientation **WBT** – 5:00 Min
- EpicCare Inpatient: Using In Basket **WBT** – 7:30 Min
- EpicCare Inpatient: Phases of Care **WBT** – 6:00 Min
- Overview of Hyperspace **WBT** – 12:00 Min
- Viewing a Patient's Care Everywhere Information **WBT** – 7:30 Min
- Inpatient Problem-Oriented Charting **WBT** – 5:00 Min

Items Listed in Navy = No Registration Required

Items Listed in Red = Requires Registration

WBT = Web Based Training | **VILT** = Virtual Instructor Led Training | **LAB** = Hands-On Labs

PEDIATRICIAN (OUTPATIENT)

TRACK DESCRIPTION:

This learning track is designed for the Pediatric Provider including Physicians (MD, DO), Physician's Assistant (PA), Advanced Practice Nurse (APN), and Nurse Practitioner (NP). In this course the pediatric end user will be guided through several patient visits including standard office visit, express lane visit and procedure visit in Epic. The end user will learn about tools such as preference lists, favorites, smart sets and personalization to improve the speed and accuracy of documentation. The end user will also be instructed in use of the InBasket and Care Everywhere.

EXPECTED LEARNER:

Pediatrician (Outpatient)

REQUIRED TRAINING

IMPORTANT NOTE: Classes / Labs noted in **RED** are to be taken in the order they are listed here

- Office Visit Demonstration **WBT** – 8:00 Min
- Overview of Hyperspace **WBT** – 12:00 Min
- Introduction to the Problem List **WBT** – 8:30 Min
- Introduction to the Patient History **WBT** – 4:00 Min
- Overview of *In Basket* **WBT** – 7:30 Min
- EpicCare Ambulatory: Writing Notes for Office Visits **WBT** – 10:00 Min
- EpicCare Ambulatory: Wrapping Up a Visit **WBT** – 8:00 Min

- **POD - Pediatrician (Outpatient) VILT** – 5:00 Hours
- **POD - Pediatrician User Settings & Technology Lab** – 4:00 Hours

- Introduction to *Decision Support* **WBT** – 3:30 Min
- Introduction to Radar **WBT** – 6:00 Min

Items Listed in Navy = No Registration Required

Items Listed in Red = Requires Registration

WBT = Web Based Training | **VILT** = Virtual Instructor Led Training | **LAB** = Hands-On Labs

- Run and Manage Reports **WBT** – 7:00 Min
- In Basket: Handling Refill Requests **WBT** – 7:00 Min
- In Basket: Telephone Encounters **WBT** – 7:00 Min
- In Basket: Following up on Results Messages **WBT** – 6:00 Min
- Documenting Gender, Sex, and Sexual Orientation **WBT** – 5:00 Min

Items Listed in Navy = No Registration Required

Items Listed in Red = Requires Registration

WBT = Web Based Training | **VILT** = Virtual Instructor Led Training | **LAB** = Hands-On Labs

PEDIATRICIAN ONCOLOGIST (INPATIENT)

TRACK DESCRIPTION:

In this track, the Medical Oncologist-Hematologist in the inpatient settings will receive training on Cancer staging, oncology histories and treatment summaries.

EXPECTED LEARNER:

Medical Oncologist-Hematologist

REQUIRED TRAINING

IMPORTANT NOTE: Classes / Labs noted in **RED** are to be taken in the order they are listed here

- EpicCare Inpatient: Medication Reconciliation **WBT** – 11:30 Min
- EpicCare Inpatient: Managing Orders **WBT** – 9:00 Min
- EpicCare Inpatient: Problem List **WBT** – 4:00 Min

- **POD - Pediatrician (Inpatient) VILT – 4:30 Hours**

- EpicCare Inpatient: Finding Patient Information **WBT** – 6:00 Min
- EpicCare Inpatient: Writing Notes **WBT** – 3:00 Min
- Overview of Transfer Center for Physicians **WBT** – 4:00 Min
- Introduction to *Decision Support* **WBT** – 3:30 Min
- Introduction to Radar **WBT** – 6:00 Min
- Run and Manage Reports **WBT** – 7:00 Min
- Documenting Gender, Sex, and Sexual Orientation **WBT** – 5:00 Min
- EpicCare Inpatient: Using In Basket **WBT** – 7:30 Min
- EpicCare Inpatient: Phases of Care **WBT** – 6:00 Min
- Overview of Hyperspace **WBT** – 12:00 Min
- Viewing a Patient’s Care Everywhere Information **WBT** – 7:30 Min
- Inpatient Problem-Oriented Charting **WBT** – 5:00 Min
- *Epic EMR Success* **WBT** – 14:00 Min

- **BCN - Pediatrician Oncologist VILT– 3:00 Hours**
- **BCN - Pediatrician User Settings + Technology Lab – 4:00 Hours**

Items Listed in Navy = No Registration Required

Items Listed in Red = Requires Registration

WBT = Web Based Training | **VILT** = Virtual Instructor Led Training | **LAB** = Hands-On Labs

PEDIATRICIAN ONCOLOGIST (OUTPATIENT)

TRACK DESCRIPTION:

In this track the employed Pediatrician Oncologist who orders chemotherapy in the outpatient setting will receive The Ambulatory Pediatrician Provider VILT. They will then attend Beacon Pediatrician Oncologist Training which will include Cancer Staging, Applying Chemotherapy Regimens, Therapy Plans, Blood Orders, Treatment Plan Modifications and Survivorship.

EXPECTED LEARNER:

Pediatrician Oncologist-Hematologist (Outpatient)

REQUIRED TRAINING

IMPORTANT NOTE: Classes / Labs noted in **RED** are to be taken in the order they are listed here

- EpicCare Ambulatory: Wrapping Up a Visit **WBT** – 8:00 Min
- **POD - Pediatrician (Outpatient) VILT** – 5:00 Hours
- Introduction to *Decision Support* **WBT** – 3:30 Min
- Introduction to Radar **WBT** – 6:00 Min
- Run and Manage Reports **WBT** – 7:00 Min
- In Basket: Handling Refill Requests **WBT** – 7:00 Min
- In Basket: Telephone Encounters **WBT** – 7:00 Min
- In Basket: Following up on Results Messages **WBT** – 6:00 Min
- Documenting Gender, Sex, and Sexual Orientation **WBT** – 5:00 Min
- *Epic* EMR Success **WBT** – 14:00 Min
- Overview of Hyperspace **WBT** – 12:00 Min
- Finding Patient Information **WBT** – 5:00 Min
- Overview of Writing Notes **WBT** – 9:30 Min
- Introduction to the Problem List **WBT** – 8:30 Min
- Overview of *In Basket* **WBT** – 7:30 Min

Items Listed in Navy = No Registration Required

Items Listed in Red = Requires Registration

WBT = Web Based Training | **VILT** = Virtual Instructor Led Training | **LAB** = Hands-On Labs

- Office Visit Demonstration **WBT** – 8:00 Min
- Introduction to the Patient History **WBT** – 4:00 Min
- Wrapping Up a Visit **WBT** – 8:00 Min
- EpicCare Ambulatory: Ordering in an Outpatient Context **WBT** – 9:00 Min
- EpicCare Ambulatory: Writing Notes for Office Visits **WBT** – 10:00 Min
- Introduction to Communication Workflows **WBT** – 10:00 Min
- EpicCare Ambulatory: Documenting a Straightforward Visit with Express Lane **WBT** – 4:00 Min

- **BCN - Pediatrician Oncologist VILT** – 3:00 Hours
- **BCN - Pediatrician User Settings + Technology Lab** – 4:00 Hours

Items Listed in Navy = No Registration Required

Items Listed in Red = Requires Registration

WBT = Web Based Training | **VILT** = Virtual Instructor Led Training | **LAB** = Hands-On Labs

PERFUSIONIST

TRACK DESCRIPTION:

This class is specifically designed for the Perfusionist.

The class will introduce the perfusionist to the Hyperspace tools to; Find their patient, Review Patient Information, Document important Events and Monitor Perfusion patients throughout their OR case.

EXPECTED END USERS:

Perfusionists

REQUIRED TRAINING

IMPORTANT NOTE: the information listed below is to be followed in sequential order

- Introduction to Chart Review for Perfusion **WBT** – 9:00 Min
- Introduction to Procedural Documentation for Perfusion **WBT** – 6:00 Min
- It's Possible ... Secure Chat **WBT** – 2:00 Min
- **Perfusionist VILT** – 3:00 Hours

PRE GO-LIVE

Items Listed in Navy = No Registration Required

Items Listed in Red = Requires Registration

WBT = Web Based Training | **VILT** = Virtual Instructor Led Training | **LAB** = Hands-On Labs

PHARMACIST (INPATIENT)

TRACK DESCRIPTION:

This learning track is designed for the Inpatient Pharmacist in which the End User will learn the workflows in Epic – specific to the Inpatient Pharmacist.

EXPECTED LEARNER:

Pharmacist (Inpatient)

REQUIRED TRAINING

IMPORTANT NOTE: Classes / Labs noted in **RED** are to be taken in the order they are listed here

- Overview of Hyperspace in an Inpatient Setting **WBT** – 9:00 Min
- Introduction to Willow Inpatient **WBT** – 9:30 Min
- EpicCare Inpatient: Medication Reconciliation **WBT** – 11:00 Min
- EpicCare Inpatient: Managing Orders **WBT** – 9:00 Min
- Verify Orders **WBT** – 12:30 Min

- **WIP - Pharmacist (Inpatient) Part 1 VILT** – 8:00 Hours
- **WIP - Pharmacist (Inpatient) Part 2 VILT** – 8:00 Hours

- Complete Common Pharmacy Tasks **WBT** – 9:00 Min
- Administering Medications on the MAR **WBT** – 5:00 Min
- Advanced Medication Administration on the MAR **WBT** – 11:30 Min
- Documenting IV Fluids and Medication Drips **WBT** – 11:30 Min
- Overview of Reporting **WBT** – 4:00 Min
- Run and Manage Reports **WBT** – 7:00 Min
- Modifying the Search Criteria of a Report **WBT** – 9:00 Min

Items Listed in Navy = No Registration Required

Items Listed in Red = Requires Registration

WBT = Web Based Training | **VILT** = Virtual Instructor Led Training | **LAB** = Hands-On Labs

PHARMACIST RETAIL (OUTPATIENT)

TRACK DESCRIPTION:

In this class end users will start off by getting familiar with Home page in Willow Ambulatory and How prescriptions flow with Workqueues. Users will learn end to end workflows from drop off window to pick up, which includes Drop off, electronic prescriptions, medication interaction warnings, adjudication, Insurance rejects and routing, filling, Verification and Finally Point of Sale. In addition, End Users will also be taught on processing refills workflows, new patient registration, entering paper prescriptions, Discontinuing/Transferring prescriptions, and Meds to Beds Workflows.

EXPECTED LEARNER:

Pharmacist (Outpatient)

REQUIRED TRAINING

IMPORTANT NOTE: Classes / Labs noted in **RED** are to be taken in the order they are listed here

- Review New Electronic Prescriptions **WBT** – 4:30 Min
- Verify Fills **WBT** – 3:30 Min
- Introduction of Willow Inventory for Willow Ambulatory **WBT** – 10:00 Min
- Overview of MyChart **WBT** – 7:30 Min
- It's Possible ... Secure Chat **WBT**- 2:00 Min
- It's Possible ... Point of Sale for Outpatient Pharmacies **WBT** – 1:30 Min

- **WAMB - Retail Pharmacist (Outpatient) VILT** – 8:00 Hours

- Activating Patients for MyChart **WBT** – 5:00 Min
- Granting Proxy Access to MyChart **WBT** – 3:30 Min
- Overview of MyChart **WBT** – 7:00 Min

Items Listed in Navy = No Registration Required

Items Listed in Red = Requires Registration

WBT = Web Based Training | **VILT** = Virtual Instructor Led Training | **LAB** = Hands-On Labs

PHARMACY MANAGER (INPATIENT)

TRACK DESCRIPTION:

This learning track is designed for the Inpatient Pharmacist in which the End User will learn the workflows in Epic – specific to the Inpatient Pharmacist.

EXPECTED LEARNER:

Pharmacist (Inpatient)

REQUIRED TRAINING

IMPORTANT NOTE: Classes / Labs noted in **RED** are to be taken in the order they are listed here

- Overview of Hyperspace in an Inpatient Setting **WBT – 9:00 Min**
- Introduction to Willow Inpatient **WBT – 9:30 Min**
- EpicCare Inpatient: Medication Reconciliation **WBT – 11:00 Min**
- EpicCare Inpatient: Managing Orders **WBT – 9:00 Min**
- Verify Orders **WBT – 12:30 Min**

- **WIP - Pharmacist (Inpatient) Part 1 VILT – 8:00 Hours**
- **WIP - Pharmacist (Inpatient) Part 2 VILT – 8:00 Hours**

- Complete Common Pharmacy Tasks **WBT – 9:00 Min**
- Administering Medications on the MAR **WBT – 5:00 Min**
- Advanced Medication Administration on the MAR **WBT – 11:30 Min**
- Documenting IV Fluids and Medication Drips **WBT – 11:30 Min**
- Overview of Hyperspace for Revenue and Access Products **WBT – 11:30 Min**
- It's Possible ... Dictate Later **WBT- 1:00 Min**
- It's Possible ... Getting Up to Speed from the Schedule **WBT – 1:00 Min**
- Reviewing Orders-Related Messages **WBT – 3:30 Min**
- Overview of Reporting **WBT – 4:00 Min**
- Run and Manage Reports **WBT – 7:00 Min**
- Modifying the Search Criteria of a Report **WBT – 9:00 Min**

Items Listed in Navy = No Registration Required

Items Listed in Red = Requires Registration

WBT = Web Based Training | **VILT** = Virtual Instructor Led Training | **LAB** = Hands-On Labs

- COG - Reporting in Epic **VILT** – 4:30 Hours
- COG – Advanced Reporting in Epic VILT – 4:30 Hours

Items Listed in Navy = No Registration Required

Items Listed in Red = Requires Registration

WBT = Web Based Training | *VILT = Virtual Instructor Led Training* | *LAB = Hands-On Labs*

PSYCHIATRIST (INPATIENT)

TRACK DESCRIPTION:

This track is designed for the Psychiatrist who provides medical/prescribing services in the Inpatient Behavioral Health care area. We will cover a variety of workflows such as Admission, Rounding, Discharging, Placing Orders, Notes and Medication Reconciliation

EXPECTED LEARNER:

Psychiatrists and Nurse Practitioners working in behavioral health units

REQUIRED TRAINING

IMPORTANT NOTE: Classes / Labs noted in **RED** are to be taken in the order they are listed here

- Overview of Hyperspace **WBT** – 12:00 Min
- Introduction to the Problem List **WBT** – 8:30 Min
- EpicCare Inpatient: Finding Patient Information **WBT** – 6:00 Min
- EpicCare Inpatient: Problem List **WBT** – 4:00 Min
- EpicCare Inpatient: Writing Notes **WBT** – 3:00 Min
- EpicCare Inpatient: Medication Reconciliation **WBT** – 11:30 Min
- EpicCare Inpatient: Managing Orders **WBT** – 9:00 Min
- Ordering in Haiku on iOS and Canto **WBT** - 4:00
- Using Simple Dictation in Haiku **WBT** - 2:30
- Provider Tech Class Haiku Video **WBT** (OPTIONAL)

- **BH – Psychiatrist (Inpatient) **VILT** – 6:00 Hours**
- **BH – Psychiatrist User Settings & Technology **Lab** – 4:00 Hours**

Items Listed in Navy = No Registration Required

Items Listed in Red = Requires Registration

WBT = Web Based Training | **VILT** = Virtual Instructor Led Training | **LAB** = Hands-On Labs

PSYCHIATRIST (OUTPATIENT)

TRACK DESCRIPTION:

This track is designed for the Psychiatrist who provides medical/prescribing services in one of the following Behavioral Health care areas; Outpatient Behavioral Health; Partial Hospitalization Program (PHP), Intensive Outpatient Program (IOP), Eating Disorder Partial Hospitalization Program (EDU PHP), and Eating Disorder Intensive Outpatient Program (EDU IOP).

PREREQUISITES:

Psychiatrists and Nurse Practitioners working in Behavioral Health Outpatient, Partial Hospitalization, and Intensive Outpatient care areas

REQUIRED TRAINING

IMPORTANT NOTE: Classes / Labs noted in **RED** are to be taken in the order they are listed here

- Office Visit Demonstration **WBT** – 8:00 Min
- Introduction to the Patient History **WBT** – 4:00 Min
- EpicCare Ambulatory: Writing Notes for Office Visits **WBT** – 7:30 Min
- EpicCare Ambulatory: Ordering in an Outpatient Context **WBT** – 9:00 Min
- Introduction to Decision Support **WBT** – 3:30 Min
- Sex, Gender, and Clinical Decision Support **WBT** – 6:30 Min

- **BH – Psychiatrist (Outpatient) *VILT* – 6:00 Hours**
- **BH – Psychiatrist User Settings & Technology *Lab* – 4:00 Hours**

Items Listed in Navy = No Registration Required

Items Listed in Red = Requires Registration

WBT = Web Based Training | *VILT* = Virtual Instructor Led Training | *LAB* = Hands-On Labs

PULMONOLOGIST (INPATIENT)

TRACK DESCRIPTION:

In this learning track, the End User will be guided through the day in life of an Inpatient Internal Medicine Provider. We will cover a variety of workflows such as Admission, Rounding, Transfers, Discharging, Placing Orders, Notes and Medication Reconciliation.

EXPECTED LEARNER:

Pulmonologists

REQUIRED TRAINING

IMPORTANT NOTE: Classes / Labs noted in **RED** are to be taken in the order they are listed here

- EpicCare Inpatient: Medication Reconciliation **WBT** – 11:30 Min
- EpicCare Inpatient: Managing Orders **WBT** – 9:00 Min
- EpicCare Inpatient: Problem List **WBT** – 4:00 Min

- **POD - Pulmonologist VILT** – 4:30 Hours
- **POD - Pulmonologist User Settings & Technology Lab** – 4:00 Hours

- EpicCare Inpatient: Finding Patient Information **WBT** – 6:00 Min
- EpicCare Inpatient: Writing Notes **WBT** – 3:00 Min
- Overview of Transfer Center for Physicians **WBT** – 4:00 Min
- Introduction to *Decision Support* **WBT** – 3:30 Min
- Introduction to Radar **WBT** – 6:00 Min
- Run and Manage Reports **WBT** – 7:00 Min
- Documenting Gender, Sex, and Sexual Orientation **WBT** – 5:00 Min
- EpicCare Inpatient: Using In Basket **WBT** – 7:30 Min
- EpicCare Inpatient: Phases of Care **WBT** – 6:00 Min
- Overview of Hyperspace **WBT** – 12:00 Min
- Viewing a Patient's Care Everywhere Information **WBT** – 7:30 Min
- Inpatient Problem-Oriented Charting **WBT** – 5:00 Min

Items Listed in Navy = No Registration Required

Items Listed in Red = Requires Registration

WBT = Web Based Training | **VILT** = Virtual Instructor Led Training | **LAB** = Hands-On Labs

RADIATION ONCOLOGIST (INPATIENT)

TRACK DESCRIPTION:

In this learning track, the Radiation Oncologists in the inpatient/outpatient setting will receive training on documentation, medication reconciliation, treatment planning, order management and other important tasks that can be done efficiently and effectively with Epic. They will also learn what items will be documented within Epic and what items will remain in the Radiation Oncology System

EXPECTED LEARNER:

Radiation Oncologist

REQUIRED TRAINING

IMPORTANT NOTE: Classes / Labs noted in **RED** are to be taken in the order they are listed here

- **POD - Internist VILT – 4:30 Hours**
- **POD - Non-Surgical Provider User Settings & Technology Lab – 4:00 Hours**
- EpicCare Inpatient: Finding Patient Information **WBT – 6:00 Min**
- EpicCare Inpatient: Writing Notes **WBT – 3:00 Min**
- Overview of Transfer Center for Physicians **WBT – 4:00 Min**
- Introduction to *Decision Support* **WBT – 3:30 Min**
- Introduction to Radar **WBT – 6:00 Min**
- Run and Manage Reports **WBT – 7:00 Min**
- Documenting Gender, Sex, and Sexual Orientation **WBT – 5:00 Min**
- EpicCare Inpatient: Using In Basket **WBT – 7:30 Min**
- EpicCare Inpatient: Phases of Care **WBT – 6:00 Min**
- Overview of Hyperspace **WBT – 12:00 Min**

Items Listed in Navy = No Registration Required

Items Listed in Red = Requires Registration

WBT = Web Based Training | **VILT** = Virtual Instructor Led Training | **LAB** = Hands-On Labs

- Viewing a Patient's Care Everywhere Information **WBT** – 7:30 Min
- Inpatient Problem-Oriented Charting **WBT** – 5:00 Min
- *Epic* EMR Success **WBT** – 14:00 Min
- Introduction to the Problem List **WBT** – 8:30 Min
- EpicCare Inpatient: Medication Reconciliation **WBT** – 11:30 Min
- EpicCare Inpatient: Managing Orders **WBT** – 9:00 Min

- Overview of Beacon Treatment Plans **WBT** – 5:00 Min
- Overview of Cancer Staging **WBT** – 4:00 Min
- Overview of Therapy Plans **WBT** – 6:30 Min
- Patient Engagement **WBT** – 2:30 Min

- **BCN - Beacon Radiation Oncologist VILT** – 2:00 Hours

Items Listed in Navy = No Registration Required

Items Listed in Red = Requires Registration

WBT = Web Based Training | **VILT** = Virtual Instructor Led Training | **LAB** = Hands-On Labs

RADIATION ONCOLOGIST (OUTPATIENT)

TRACK DESCRIPTION:

In this learning track, the Radiation Oncologists in the inpatient/outpatient settings will receive training on documentation, medication reconciliation, treatment planning, order management and other important tasks that can be done efficiently and effectively with Epic. They will also learn what items will be documented within Epic and what items will remain in the Radiation Oncology System.

EXPECTED LEARNER:

Radiation Oncologist (Outpatient)

REQUIRED TRAINING

IMPORTANT NOTE: Classes / Labs noted in **RED** are to be taken in the order they are listed here

- EpicCare Ambulatory: Wrapping Up a Visit **WBT** – 8:00 Min
- **POD - Ambulatory Internal Medicine & Family Practice Provider (Outpatient)**
VILT – 5:00 Hours
- **POD - Non-Surgical Provider User Settings & Technology Lab** – 4:00 Hours
- Introduction to *Decision Support* **WBT** – 3:30 Min
- Introduction to Radar **WBT** – 6:00 Min
- Run and Manage Reports **WBT** – 7:00 Min
- In Basket: Handling Refill Requests **WBT** – 7:00 Min
- In Basket: Telephone Encounters **WBT** – 7:00 Min
- In Basket: Following up on Results Messages **WBT** – 6:00 Min
- Documenting Gender, Sex, and Sexual Orientation **WBT** – 5:00 Min
-
- *Epic* EMR Success **WBT** – 14:00 Min
- Overview of Hyperspace **WBT** – 12:00 Min
- Finding Patient Information **WBT** – 5:00 Min
- Overview of Writing Notes **WBT** – 9:30 Min

Items Listed in Navy = No Registration Required

Items Listed in Red = Requires Registration

WBT = Web Based Training | **VILT** = Virtual Instructor Led Training | **LAB** = Hands-On Labs

- Introduction to the Problem List **WBT** – 8:30 Min
- Introduction to Surgical Specialties **WBT** – 7:30 Mn
- Overview of *In Basket* **WBT** – 7:30 Min
- Office Visit Demonstration **WBT** – 8:00 Min
- Introduction to the Patient History **WBT** – 4:00 Min
- EpicCare Ambulatory: Writing Notes for Office Visits **WBT** – 10:00 Min
- EpicCare Ambulatory: Ordering in an Outpatient Context **WBT** – 9:00 Min
- Introduction to Communication Workflows **WBT** – 10:00 Min
- EpicCare Ambulatory: Documenting a Straightforward Visit with Express Lane **WBT** – 4:00 Min
- Overview of Transfer Center for Physicians **WBT** – 4:00 Min
- Overview of Beacon Treatment Plans **WBT** – 5:00 Min
- Overview of Cancer Staging **WBT** – 4:00 Min
- Overview of Therapy Plans **WBT** – 6:30 Min
- **BCN - Beacon Radiation Oncologist VILT** – 2:00 Hours

Items Listed in Navy = No Registration Required

Items Listed in Red = Requires Registration

WBT = Web Based Training | **VILT** = Virtual Instructor Led Training | **LAB** = Hands-On Labs

SOCIAL CARE

TRACK DESCRIPTION:

In this learning track, the End User will learn how to schedule basic and advanced appointments. The End User will also learn social care professionals' workflows in Epic. This session includes using dashboards, finding referrals, creating a program episode, documenting a patient support network, documenting an assessment, reviewing and updating social determinants of health, connecting patient's with community resources, and creating and finalizing a plan of care.

EXPECTED LEARNERS:

Social Care Worker, Social Care Supervisor, Social Care Professional, Medication Therapy Management Pharmacist and Ambulatory Care Pharmacist

REQUIRED TRAINING

IMPORTANT NOTE: Classes / Labs noted in **RED** are to be taken in the order they are listed here

- Overview of Hyperspace in an Outpatient Setting **WBT** – 9:30 Min
- Finding Patient Information **WBT** – 5:00 Min
- Overview of In Basket **WBT** – 7:30 Min
- Overview of Writing Notes **WBT** – 9:30 Min
- In Basket: Telephone Encounters **WBT** – 7:00 Min
- Introduction to Radar **WBT** – 6:00 Min
- Run and Manage Reports **WBT** – 7:00 Min
- Activating Patients for MyChart **WBT** – 5:00 Min
- Sending and Reviewing Patient Questionnaires **WBT** – 7:00 Min

- **HP- Social Care VILT – 4:30 Hours**

Items Listed in Navy = No Registration Required

Items Listed in Red = Requires Registration

WBT = Web Based Training | **VILT** = Virtual Instructor Led Training | **LAB** = Hands-On Labs

SURGICAL ONCOLOGIST (OUTPATIENT)

TRACK DESCRIPTION:

In this track the employed Surgical Oncologist will attend the Surgical Outpatient VILT and then attend Beacon Oncologist Training which will include Cancer Staging, Applying Chemotherapy Regimens, Therapy Plans, Blood Orders, Treatment Plan Modifications and Survivorship.

EXPECTED LEARNER:

Surgical Oncologist who practices in the outpatient setting.

REQUIRED TRAINING

IMPORTANT NOTE: Classes / Labs noted in **RED** are to be taken in the order they are listed here

- EpicCare Ambulatory: Wrapping Up a Visit **WBT** – 8:00 Min
- **POD - Surgical Provider (Outpatient) VILT** – 5:00 Hours
- **POD - Surgical Provider User Settings & Technology Lab** – 4:00 Hours

- Introduction to *Decision Support* **WBT** – 3:30 Min
- Introduction to Radar **WBT** – 6:00 Min
- Run and Manage Reports **WBT** – 7:00 Min
- In Basket: Handling Refill Requests **WBT** – 7:00 Min
- In Basket: Telephone Encounters **WBT** – 7:00 Min
- In Basket: Following up on Results Messages **WBT** – 6:00 Min
- Documenting Gender, Sex, and Sexual Orientation **WBT** – 5:00 Min
-
- *Epic EMR Success* **WBT** – 14:00 Min
- Overview of Hyperspace **WBT** – 12:00 Min
- Finding Patient Information **WBT** – 5:00 Min
- Overview of Writing Notes **WBT** – 9:30 Min
- Introduction to the Problem List **WBT** – 8:30 Min
- Overview of *In Basket* **WBT** – 7:30 Min
- Office Visit Demonstration **WBT** – 8:00 Min

Items Listed in Navy = No Registration Required

Items Listed in Red = Requires Registration

WBT = Web Based Training | **VILT** = Virtual Instructor Led Training | **LAB** = Hands-On Labs

- Introduction to the Patient History **WBT** – 4:00 Min
- Wrapping Up a Visit **WBT** – 8:00 Min
- EpicCare Ambulatory: Writing Notes for Office Visits **WBT** – 10:00 Min
- EpicCare Ambulatory: Ordering in an Outpatient Context **WBT** – 9:00 Min
- Introduction to Communication Workflows **WBT** – 10:00 Min

- **BCN - Medical Oncologist- Hematologist VILT** – 3:00 Hours

Items Listed in Navy = No Registration Required

Items Listed in Red = Requires Registration

WBT = Web Based Training | **VILT** = Virtual Instructor Led Training | **LAB** = Hands-On Labs

SURGICAL ONCOLOGIST (INPATIENT)

TRACK DESCRIPTION:

In this track, the employed Surgical Oncologist who practices in the inpatient setting will attend the Surgical Inpatient VILT and then attend Beacon Oncologist training which will include Cancer Staging, Applying Chemotherapy Regimens, Therapy Plans, Blood Orders, Treatment Plan Modifications and Survivorship.

EXPECTED LEARNER:

Surgical Oncologist who practices in the inpatient setting.

REQUIRED TRAINING

IMPORTANT NOTE: Classes / Labs noted in **RED** are to be taken in the order they are listed here

- **POD - Surgical Provider (Inpatient) VILT – 4:30 Hours**
- **POD - Surgical Provider User Settings & Technology Lab – 4:00 Hours**
- EpicCare Inpatient: Finding Patient Information **WBT – 6:00 Min**
- Overview of Transfer Center for Physicians **WBT – 4:00 Min**
- Introduction to *Decision Support* **WBT – 3:30 Min**
- Introduction to Radar **WBT – 6:00 Min**
- Run and Manage Reports **WBT – 7:00 Min**
- Documenting Gender, Sex, and Sexual Orientation **WBT – 5:00 Min**
- EpicCare Inpatient: Using In Basket **WBT – 7:30 Min**
- EpicCare Inpatient: Phases of Care **WBT – 6:00 Min**
- Overview of Hyperspace **WBT – 12:00 Min**
- Viewing a Patient’s Care Everywhere Information **WBT – 7:30 Min**
- Inpatient Problem-Oriented Charting **WBT – 5:00 Min**
- *Epic* EMR Success **WBT – 14:00 Min**
- Overview of Writing Notes **WBT – 9:30 Min**
- Introduction to the Problem List **WBT – 8:30 Min**
- Introduction to Surgical Specialties **WBT – 8:00 Min**
- EpicCare Inpatient: Finding Patient Information **WBT – 6:00 Min**
- EpicCare Inpatient: Medication Reconciliation **WBT – 11:30 Min**
- EpicCare Inpatient: Managing Orders **WBT – 9:00 Min**

Items Listed in Navy = No Registration Required

Items Listed in Red = Requires Registration

WBT = Web Based Training | **VILT** = Virtual Instructor Led Training | **LAB** = Hands-On Labs

➤ It's Possible ... *Secure Chat* **WBT** – 2:00 Min

➤ **BCN - Medical Oncologist- Hematologist** **VILT** – 3:00 Hours

Items Listed in Navy = No Registration Required

Items Listed in Red = Requires Registration

WBT = *Web Based Training* | **VILT** = *Virtual Instructor Led Training* | **LAB** = *Hands-On Labs*

SURGICAL PROVIDER (INPATIENT)

TRACK DESCRIPTION:

In this learning track, the End User will be guided through the day in the life of an Inpatient Surgical Provider. We will cover a variety of workflows including Admission, Requesting Cases, Pre-Op / Post-Op documentation, Discharge, Transfer, Notes, Rounding, Placing Orders and Medication Reconciliation. Other topics include In Basket, Secure Chat & Care Everywhere.

EXPECTED LEARNER:

Bariatric Surgeon, Cardiothoracic Surgeon, ENT, Gastroenterologist, General Surgeon, Gynecologist, Neurosurgeon, Orthopedic Surgeon, Otolaryngologist, Plastic Surgeon, Podiatrist, Trauma Surgeon, Urologist, Vascular Surgeon

REQUIRED TRAINING

IMPORTANT NOTE: Classes / Labs noted in **RED** are to be taken in the order they are listed here

- EpicCare Inpatient: Medication Reconciliation **WBT** – 11:30 Min
- EpicCare Inpatient: Managing Orders **WBT** – 9:00 Min
- EpicCare Inpatient: Problem List **WBT** – 4:00 Min

- **POD - Surgical Provider (Inpatient) VILT – 4:30 Hours**
- **POD - Surgical Provider User Settings & Technology Lab – 4:00 Hours**

- EpicCare Inpatient: Finding Patient Information **WBT** – 6:00 Min
- EpicCare Inpatient: Writing Notes **WBT** – 3:00 Min
- Overview of Transfer Center for Physicians **WBT** – 4:00 Min
- Introduction to *Decision Support* **WBT** – 3:30 Min
- Introduction to Radar **WBT** – 6:00 Min
- Run and Manage Reports **WBT** – 7:00 Min
- Documenting Gender, Sex, and Sexual Orientation **WBT** – 5:00 Min
- EpicCare Inpatient: Using In Basket **WBT** – 7:30 Min

Items Listed in Navy = No Registration Required

Items Listed in Red = Requires Registration

WBT = Web Based Training | **VILT** = Virtual Instructor Led Training | **LAB** = Hands-On Labs

- EpicCare Inpatient: Phases of Care **WBT** – 6:00 Min
- Overview of Hyperspace **WBT** – 12:00 Min
- Viewing a Patient’s Care Everywhere Information **WBT** – 7:30 Min
- Inpatient Problem-Oriented Charting **WBT** – 5:00 Min

Items Listed in Navy = No Registration Required

Items Listed in Red = Requires Registration

WBT = Web Based Training | **VILT** = Virtual Instructor Led Training | **LAB** = Hands-On Labs

SURGICAL PROVIDER (OUTPATIENT)

TRACK DESCRIPTION:

This track is designed for the Surgical Provider in the Outpatient setting including Physicians (MD, DO), Physician Assistant (PA), Advanced Practice Nurse (APN), and Nurse Practitioner (NP). In this learning track, the End User will be guided through several patient visits including a standard office visit, surgical consult visit, express lane visit and procedure visit in Epic. The end user will learn about tools such as preference lists, favorites, smart sets, prep for procedure and personalization to improve the speed and accuracy of documentation. The end user will also be instructed in use of the InBasket and Care Everywhere.

EXPECTED LEARNER:

Surgical Providers

REQUIRED TRAINING

IMPORTANT NOTE: Classes / Labs noted in **RED** are to be taken in the order they are listed here

- Office Visit Demonstration **WBT** – 8:00 Min
- Overview of Hyperspace **WBT** – 12:00 Min
- Introduction to the Problem List **WBT** – 8:30 Min
- Introduction to the Patient History **WBT** – 4:00 Min
- Overview of *In Basket* **WBT** – 7:30 Min
- EpicCare Ambulatory: Writing Notes for Office Visits **WBT** – 10:00 Min
- EpicCare Ambulatory: Wrapping Up a Visit **WBT** – 8:00 Min

- **POD - Surgical Provider (Outpatient) VILT** – 5:00 Hours
- **POD - Surgical Provider User Settings & Technology Lab** – 4:00 Hours

- Introduction to *Decision Support* **WBT** – 3:30 Min
- Introduction to Radar **WBT** – 6:00 Min
- Run and Manage Reports **WBT** – 7:00 Min
- In Basket: Handling Refill Requests **WBT** – 7:00 Min

Items Listed in Navy = No Registration Required

Items Listed in Red = Requires Registration

WBT = Web Based Training | **VILT** = Virtual Instructor Led Training | **LAB** = Hands-On Labs

- In Basket: Telephone Encounters **WBT** – 7:00 Min
- In Basket: Following up on Results Messages **WBT** – 6:00 Min
- Documenting Gender, Sex, and Sexual Orientation **WBT** – 5:00 Min

Items Listed in Navy = No Registration Required

Items Listed in Red = Requires Registration

WBT = Web Based Training | **VILT** = Virtual Instructor Led Training | **LAB** = Hands-On Labs

ADDITIONAL RESOURCES

WEB BASED TRAINING ACTIVITIES

These Resources are WBT Videos that are meant to be quick, real-time training for everyday needs of the Provider.

- It's Possible ... After Visit Summary **WBT** – 1:00 Min
- It's Possible ... Bookmarks in *Chart Review* **WBT** – 1:00 Min
- It's Possible ... Borrowing **Smart Phrases** **WBT** – 1:00 Min
- It's Possible ... *Care Everywhere* Connection Tips **WBT** – 1:00 Min
- It's Possible ... *Care Everywhere* **WBT** – 1:00 Min
- It's Possible ... Chart Review Filters **WBT** – 1:00 Min
- It's Possible ... *Chart Reviewing Filters (w/ Storyboard)* **WBT** – 1:30 Min
- It's Possible ... Chart Review Personalization **WBT**- 1:00 Min
- It's Possible ... Chart Review Personalization with Storyboard **WBT**- 1:30 Min
- It's Possible ... Chart Reviewing Filters **WBT** – 1:30 Min
- It's Possible ... *Chart Search* **WBT** – 1:00 Min
- It's Possible ... *Chart Search with Storyboard* **WBT** – 1:30 Min
- It's Possible ... Combined Orders and Order Sets **WBT** – 1:00 Min
- It's Possible ... Communication Management **WBT** – 1:00 Min
- It's Possible ... Customizing Patient Lists and the Schedule **WBT** – 1:00 Min
- It's Possible ... Dictate Later **WBT** – 1:00 Min
- It's Possible ... Edit Multiple Orders **WBT** – 1:30 Min
- It's Possible ... *Epic Voice Assistant* **WBT** – 2:00 Min
- It's Possible ... *Express Lanes* **WBT** – 1:00 Min
- It's Possible ... Filter Warnings for Specific Patients **WBT** – 1:00 Min
- It's Possible ... Find the Pharmacies You need **WBT** – 1:30 Min
- It's Possible ... Finish Up Fast with *Sign My Visit* **WBT** – 1:00 Min

Items Listed in Navy = No Registration Required

Items Listed in Red = Requires Registration

WBT = Web Based Training | **VILT** = Virtual Instructor Led Training | **LAB** = Hands-On Labs

- It's Possible ... Flowsheet Efficiency **WBT** – 1:00
- It's Possible ... Get the Most out of Notes **WBT** – 1:30 Min
- It's Possible ... Get Up to Speed from the Schedule **WBT** – 1:00 Min
- It's Possible ... Hold Meds from the *Orders Activity* **WBT** – 1:00 Min
- It's Possible ... *In Basket* Personalization **WBT** – 1:30 Min
- It's Possible ... *In Basket: My Lists* **WBT** – 1:30 Min
- It's Possible ... *In Basket: Quick Notes* **WBT** – 1:00 Min
- It's Possible ... *In Basket: Result Notes* **WBT** – 1:30 Min
- It's Possible ... Inpatient Charge Capture **WBT** – 1:00 Min
- It's Possible ... Inpatient Synopsis **WBT** – 1:00 Min
- It's Possible ... Invasive Drawing Tool **WBT** – 1:00 Min
- It's Possible ... Keyboard Shortcuts, Part 1 **WBT** – 1:00 Min
- It's Possible ... Keyboard Shortcuts, Part 2 **WBT** – 1:00 Min
- It's Possible ... *Lifetime* **WBT** – 1:00 Min
- It's Possible ... MAR Efficiency Tips **WBT** – 1:00 Min
- It's Possible ... MAR Efficiency Tips with *Storyboard* **WBT** – 1:00 Min
- It's Possible ... MAR Tips for Outpatient Nurses **WBT** – 1:30 Min
- It's Possible ... Med Rec Efficiency **WBT** – 1:00 Min
- It's Possible ... Meds & Orders Efficiency **WBT** – 1:00 Min
- It's Possible ... Mobile *In Basket* **WBT** – 1:00 Min
- It's Possible ... Mobile Media Capture **WBT** – 1:00 Min
- It's Possible ... Mobile – Orders on the Go **WBT** – 1:30 Min
- It's Possible ... Mobile Personalization **WBT** – 1:00 Min
- It's Possible ... Mobile Rounding with Canto **WBT** – 1:30 Min
- It's Possible ... Mobile Tools for Surgeons **WBT** – 1:00 Min
- It's Possible ... Narrator Tips **WBT** – 1:30 Min
- It's Possible ... Navigator Efficiency for Nurses **WBT** – 1:00 Min
- It's Possible ... Niftier Notes #1 – *SmartPhrases* **WBT** – 1:30 Min
- It's Possible ... Niftier Notes #2 – *SmartLists* **WBT** – 1:00 Min
- It's Possible ... Niftier Notes #3 – *SmartLinks* **WBT** – 1:30 Min
- It's Possible ... Niftier Notes #4 – *Lab SmartLinks* **WBT** – 1:00 Min
- It's Possible ... Niftier Notes #5 – *SmartPhrase Defaults* **WBT** – 1:00

Items Listed in Navy = No Registration Required

Items Listed in Red = Requires Registration

WBT = Web Based Training | **VILT** = Virtual Instructor Led Training | **LAB** = Hands-On Labs

- It's Possible ... Niftier Notes #6 – Copy Previous Notes **WBT** – 1:30 Min
- It's Possible ... Notes Formatting **WBT** – 1:00 Min
- It's Possible ... Notes in *SmartSets* **WBT** – 1:00 Min
- It's Possible ... Notes Personalization #2 **WBT** – 1:30 Min
- It's Possible ... *NoteWriter HPI Narrative* **WBT** – 1:00 Min
- It's Possible ... *NoteWriter* Macros **WBT** – 1:00 Min
- It's Possible ... *NoteWriter Macros (w/ Storyboard)* – **WBT** – 1:30 Min
- It's Possible ... *NoteWriter* Tips **WBT** – 2:00 Min
- It's Possible ... Office Visits in *Canto* **WBT** – 1:30 Min
- It's Possible ... Opioid Tracking Tools **WBT** – 2:30 Min
- It's Possible ... Opioid Tracking Tools – *Storyboard* **WBT** – 2:30 Min
- It's Possible ... Order Set Personalization **WBT** – 1:30 Min
- It's Possible ... Ordering Tapers and Ramps **WBT** – 1:00
- It's Possible ... Outpatient Synopsis **WBT** – 1:00 Min
- It's Possible ... Patient Estimates for Orders **WBT** – 1:00 Min
- It's Possible ... Patient Instructions **WBT** – 1:00 Min
- It's Possible ... Patient Orientation **WBT** – 1:00 Min
- It's Possible ... Patient Summary **WBT** – 1:00 Min
- It's Possible ... *Pedigree* **WBT** – 1:30 Min
- It's Possible ... Personal Order Panels **WBT** – 1:00 Min
- It's Possible ... Personal *SmartLists* **WBT** – 1:30 Min
- It's Possible ... Personalize Panels in Order Sets **WBT** – 1:00 Min
- It's Possible ... Personalize the Report Toolbar **WBT** – 1:00 Min
- It's Possible ... Personalize the Report Toolbar *w/ Storyboard* **WBT** – 1:00 Min
- It's Possible ... Personalize Your Space – with *Storyboard* **WBT** – 1:30 Min
- It's Possible ... Personalized *SmartSets* and *Express Lanes* **WBT** - 1:30 Min
- It's Possible ... Personalized Triage Documents **WBT** – 1:00 Min
- It's Possible ... Personalizing Notes **WBT** – 1:00 Min
- It's Possible ... Personalizing Notes (*w/ Storyboard*) – **WBT** – 1:00 Min
- It's Possible ... Postponing Messages **WBT** – 1:00 Min
- It's Possible ... Pre-Charting **WBT** – 1:00 Min
- It's Possible ... Pre-Charting *w/ Storyboard* **WBT** - 1:00 Min

Items Listed in Navy = No Registration Required

Items Listed in Red = Requires Registration

WBT = Web Based Training | **VILT** = Virtual Instructor Led Training | **LAB** = Hands-On Labs

- It's Possible ... *Preference List Composer* **WBT** – 1:30 Min
- It's Possible ... Preference List Organization **WBT** – 1:00 Min
- It's Possible ... Preference List Sharing **WBT** – 1:30 Min
- It's Possible ... Problem List Customization **WBT** – 1:30 Min
- It's Possible ... Provider Finder **WBT** – 1:00 Min
- It's Possible ... *Quick Actions: QuickNotes* **WBT** – 1:00 Min
- It's Possible ... *Quick Actions: Result Notes* **WBT** – 1:30 Min
- It's Possible ... *Quick Actions: Secure Patient Messages* **WBT** – 1:00 Min
- It's Possible ... *Quick Actions: Sending Staff Messages* **WBT** – 1:30 Min
- It's Possible ... Quickly Link Override Pulls **WBT** – 1:00 Min
- It's Possible ... Rearrange Info on *Patient Reports* **WBT** – 1:00 Min
- It's Possible ... Rearrange Your *Navigators* **WBT** – 1:00 Min
- It's Possible ... Rearrange Your *Navigators* with *Storyboard* **WBT** – 1:00 Min
- It's Possible ... Reconcile Outside Info **WBT** – 1:00 Min
- It's Possible ... Reconcile Outside Info with *Storyboard* **WBT** – 1:30 Min
- It's Possible ... Refill Protocols **WBT** – 1:00 Min
- It's Possible ... *Results Review* Tips and Tricks **WBT** – 1:00 Min
- It's Possible ... *Results Review* Tips and Tricks with *Storyboard* **WBT** – 1:00 Min
- It's Possible ... RX Request **WBT** – 1:00 Min
- It's Possible ... *Secure Chat* **WBT** – 2:00 Min
- It's Possible ... Setting Availability in *Secure Chat* **WBT** – 1:00 Min
- It's Possible ... Sharing *Smart Phrases* **WBT** – 1:30 Min
- It's Possible ... Simplify Your Chart **WBT** – 1:00 Min
- It's Possible ... *Slicer Dicer* **WBT** – 1:30 Min
- It's Possible ... Smarter Notes in *Canto* **WBT** – 1:00 Min
- It's Possible ... Social Determinants of Health **WBT** – 1:00 Min
- It's Possible ... Specialty Comments **WBT** – 1:00 Min
- It's Possible ... Specialty Comments with *Storyboard* **WBT** – 1:30 Min
- It's Possible ... Speed Up Order Searching **WBT** – 1:30 Min
- It's Possible ... *Storyboard* **WBT** – 2:30 Min
- It's Possible ... Tasks on your Schedule **WBT** – 1:30 Min
- It's Possible ... Team-Based Care in the Clinic **WBT** – 2:00 Min

Items Listed in Navy = No Registration Required

Items Listed in Red = Requires Registration

WBT = Web Based Training | **VILT** = Virtual Instructor Led Training | **LAB** = Hands-On Labs

- It's Possible ... Therapy Plans **WBT** – 1:00 Min
- It's Possible ... Top Ten Tips During Covid-19 **WBT** - 2:30 Min
- It's Possible ... *User Dictionary* **WBT** – 1:00 Min
- It's Possible ... User Preference Lists – *Storyboard* **WBT** – 1:30 Min
- It's Possible ... User Preference Lists **WBT** – 1:00 Min
- It's Possible ... User Preference Lists w/ *Storyboard* **WBT** – 1:30 Min
- It's Possible ... Video Visits **WBT** – 3:30 Min
- It's Possible ... Visit Diagnoses **WBT** – 1:30 Min
- It's Possible ... *Visit Taskabar* **WBT** – 2:00 Min
- It's Possible ... *Visit Taskabar* with *Storyboard* **WBT** – 2:00 Min
- It's Possible ... Wrap-Up Tips **WBT** – 1:00 Min
- Problem Oriented Charting **WBT** – 6:00 Min

Items Listed in Navy = No Registration Required

Items Listed in Red = Requires Registration

WBT = Web Based Training | **VILT** = Virtual Instructor Led Training | **LAB** = Hands-On Labs

INDEX



Expected Learner	Track Title
Abdominal Transplant Provider	Abdominal Transplant Provider
Allergist	INPATIENT PROVIDER (NOS)
Anesthesia Fellows	ANESTHESIOLOGIST
Anesthesia Residents 3rd and 4th Year	ANESTHESIOLOGIST
Anesthesiology Providers	ANESTHESIOLOGIST
Bariatric Surgeon	SURGICAL PROVIDER (INPATIENT)
BONE MARROW TRANSPLANT PROVIDER (INPATIENT)	BONE MARROW TRANSPLANT PROVIDER (INPATIENT)
BONE MARROW TRANSPLANT PROVIDER (OUTPATIENT)	BONE MARROW TRANSPLANT PROVIDER (OUTPATIENT)
BREAST IMAGING RADIOLOGIST (INPATIENT/ OUTPATIENT)	BREAST IMAGING RADIOLOGIST (INPATIENT/ OUTPATIENT)
Cardiologist Outpatient Provider (RWJBH Employed)	CARDIOLOGY OUTPATIENT PROVIDER
CARDIOLOGY INVASIVE INPATIENT PROVIDER (INPATIENT)	CARDIOLOGY INVASIVE INPATIENT PROVIDER (INPATIENT)
Cardiothoracic Surgeon	SURGICAL PROVIDER (INPATIENT)
Consulting Providers	CONSULTANT
Consulting Psychiatrist	CONSULTANT
Critical Care	INPATIENT PROVIDER (NOS)
CRNA	ANESTHESIOLOGIST
ED Nurse Practitioners	ED SCRIBE
ED Physician	ED DIRECTOR (INPATIENT)
ED Physician	ED Physician
ED Physician	PEDIATRIC ED PROVIDER
ED Physicians Assistants	ED SCRIBE
ED Scribe	ED SCRIBE
Endocrinologist	ENDOCRINOLOGIST (INPATIENT)
ENT	SURGICAL PROVIDER (INPATIENT)
Family Medicine Provider	INPATIENT PROVIDER (NOS)
Gastroenterologist	SURGICAL PROVIDER (INPATIENT)
GASTROENTEROLOGISTS (INPATIENT)	GASTROENTEROLOGISTS (INPATIENT)
General Surgeon	SURGICAL PROVIDER (INPATIENT)
Geneticist	OUTPATIENT PROVIDER (NOS)
Geriatrician (Outpatient)	OUTPATIENT PROVIDER (NOS)
Geriatrician, Hospitalist (Internal Medicine)	INPATIENT PROVIDER (NOS)
Gross Assistant (Inpatient)	PATHOLOGIST (INPATIENT)
GYNECOLOGIC ONCOLOGIST	GYNECOLOGIC ONCOLOGIST (INPATIENT)
GYNECOLOGICAL ONCOLOGIST (OUTPATIENT)	GYNECOLOGICAL ONCOLOGIST (OUTPATIENT)
Gynecologist	SURGICAL PROVIDER (INPATIENT)
HEART TRANSPLANT PROVIDER	HEART TRANSPLANT PROVIDER
Infectious Disease Provider	INPATIENT PROVIDER (NOS)
Intensivist	INPATIENT PROVIDER (NOS)
Internist	INPATIENT PROVIDER (NOS)

Items Listed in Navy = No Registration Required

Items Listed in Red = Requires Registration

WBT = Web Based Training | *VILT = Virtual Instructor Led Training* | *LAB = Hands-On Labs*

Interventional Radiologist (PACS)	INTERVENTIONAL RADIOLOGIST (INPATIENT/ OUTPATIENT)
Medical Oncologist-Hematologist	MEDICAL ONCOLOGIST-HEMATOLOGIST (INPATIENT)
Medical Oncologist-Hematologist (Outpatient)	MEDICAL ONCOLOGIST-HEMATOLOGIST (OUTPATIENT)
MEDICAL STUDENT 3rd & 4th Year	MEDICAL STUDENT (INPATIENT)
MEDICAL STUDENT 3rd & 4th Year	MEDICAL STUDENT (OUTPATIENT)
Neonatologists	NEONATOLOGIST (INPATIENT)
Neurologist	INPATIENT PROVIDER (NOS)
Neurologist	NEUROLOGIST (INPATIENT)
Neurologist (Outpatient)	OUTPATIENT PROVIDER (NOS)
Neurosurgeon	SURGICAL PROVIDER (INPATIENT)
Non-Invasive Cardiology Inpatient Provider	CARDIOLOGY NON-INVASIVE INPATIENT PROVIDER (INPATIENT)
Non-Invasive Radiologist (PACS)	NON-INVASIVE RADIOLOGIST (INPATIENT/ OUTPATIENT)
Obstetrician Gynecologist	OBSTETRICIAN GYNECOLOGIST (INPATIENT)
Obstetrician Gynecologist (Outpatient)	Obstetrician Gynecologist (Outpatient)
Oncology Pharmacist	ONCOLOGY PHARMACIST (INPATIENT)
Orthopedic Surgeon	SURGICAL PROVIDER (INPATIENT)
Orthopedist or Orthopedic Provider	Orthopedist or Orthopedic Provider (Outpatient)
Otolaryngologist	SURGICAL PROVIDER (INPATIENT)
PAT Nurse Practitioners	ANESTHESIOLOGIST
Pathologist (Inpatient)	PATHOLOGIST (INPATIENT)
Pediatrician	PEDIATRICIAN – (INPATIENT)
Pediatrician (Outpatient)	Pediatrician (Outpatient)
Pediatrician Cardiologist (Outpatient)	PEDIATRICIAN CARDIOLOGIST – RWJBH EMPLOYED (OUTPATIENT)
Pediatrician Medical Oncologist-Hematologist	PEDIATRICIAN ONCOLOGIST (INPATIENT)
Pediatrician Oncologist-Hematologist (Outpatient)	PEDIATRICIAN ONCOLOGIST (OUTPATIENT)
Pharmacist (Inpatient)	Pharmacist (Inpatient)
Pharmacist (Inpatient)	PHARMACIST EPIC COACH (INPATIENT)
Pharmacist (Inpatient)	PHARMACIST EPIC COACH (OUTPATIENT)
Pharmacist (Inpatient)	PHARMACY MANAGER (INPATIENT)
Pharmacist (Outpatient)	PHARMACIST – RETAIL OUTPATIENT WITH INVENTORY
Pharmacist (Outpatient)	PHARMACIST – RETAIL OUTPATIENT WITHOUT INVENTORY
Physiatrist (PM&R)	INPATIENT PROVIDER (NOS)
Physiatrist (PM&R) (Outpatient)	OUTPATIENT PROVIDER (NOS)
PHYSICIAN EPIC COACH (INPATIENT)	PHYSICIAN EPIC COACH (INPATIENT)
PHYSICIAN EPIC COACH (OUTPATIENT)	PHYSICIAN EPIC COACH (OUTPATIENT)
Plastic Surgeon	SURGICAL PROVIDER (INPATIENT)
Podiatrist	SURGICAL PROVIDER (INPATIENT)
Psychiatrist (working at RWJPE and BHMG and RWJMS)	OUTPATIENT PROVIDER (NOS)
Pulmonologist	INPATIENT PROVIDER (NOS)
Pulmonologist (Outpatient)	OUTPATIENT PROVIDER (NOS)
Pulmonologists	PULMINOLOGIST (INPATIENT)
Radiation Oncologist	RADIATION ONCOLOGIST (INPATIENT)

Items Listed in Navy = No Registration Required

Items Listed in Red = Requires Registration

WBT = Web Based Training | *VILT = Virtual Instructor Led Training* | *LAB = Hands-On Labs*

Radiation Oncologist (Outpatient)	Radiation Oncologist (Outpatient)
Rheumatologist	INPATIENT PROVIDER (NOS)
Social Care Professional	SOCIAL CARE
Social Care Supervisor	SOCIAL CARE
Social Care Worker	SOCIAL CARE
Social Worker (working at RWJPE and BHMG and RWJMS)	OUTPATIENT PROVIDER (NOS)
Sports Medicine Providers	SPORTS MEDICINE (OUTPATIENT)
Surgical Oncologist (Inpatient)	Surgical Oncologist (Inpatient)
Surgical Oncologist (Outpatient)	Surgical Oncologist (Outpatient)
Surgical Providers	SURGICAL PROVIDER (OUTPATIENT)
Trauma Surgeon	SURGICAL PROVIDER (INPATIENT)
Urologist	SURGICAL PROVIDER (INPATIENT)
Vascular Surgeon (Non-Cath lab cases)	SURGICAL PROVIDER (INPATIENT)
Vascular Surgeon Performing Vascular Studies in the Cardiac Catheter Lab	VASCULAR SURGICAL PROVIDER PERFORMING CASES IN OR & CATH LAB (INPATIENT)

Items Listed in Navy = No Registration Required

Items Listed in Red = Requires Registration

WBT = Web Based Training | *VILT* = Virtual Instructor Led Training | *LAB* = Hands-On Labs